

# BANTA

SAW ACCESS LTD.

## QUICK REFERENCE GUIDE

<u>Product Groups</u>	<u>Catalogue Sections</u>
AIR FILTERS	Section 01
ASSORTMENTS	Section 02
BEARING and BUSHINGS	Section 03
BELTS	Section 05
BLADES - LAWNMOWER (followed by "BLADES by LENGTH CHART")	Section 08 & 09
CARBURETORS (Complete) and CARBURETOR KITS	Section 10
CARBURETOR KITS CROSS REFERENCE	Section 11
CARBURETOR PARTS - 2 and 4 Cycle	Section 12
CHAIN SAW ACCESSORIES - Guide Bars / Tools etc.	Section 14 (See Fall / Winter catalogue)
CHAIN SAW & CONCRETE SAW PARTS (by Mfg. Name)	Section 16 (See Fall / Winter catalogue)
CLUTCHES - Centrifugal / Electric PTO etc.	Section 18
CONTROLS, THROTTLES and ACCESSORIES	Section 20
DRIVE, RIDER and PUSH MOWER PARTS	Section 22
ELECTRICAL / IGNITION	Section 24
FUEL LINE and ACCESSORIES	Section 26
GASKETS	Section 28
GO-CART / MINI BIKE / ATV PARTS	Section 30
IDLERS and PULLEYS	Section 32
INTERNAL ENGINE PARTS	Section 34
MUFFLERS and ACCESSORIES	Section 36
OIL / TRANSMISSION FILTERS and ACCESSORIES	Section 38
SNOWBLOWER PARTS	Section 40 (See Fall / Winter catalogue)
STARTER PARTS	Section 42
STARTER SPRINGS	Section 43
TILLER PARTS	Section 44
TIRES / TUBES / WHEELS	Section 46
LAWN and GARDEN TOOLS	Section 48
TRIMMER PARTS	Section 50

Navigating our web site "Step by Step" for a Guide Bar for "Husqvarna"

**First Step** - Go to our website [www.bantasaw.com](http://www.bantasaw.com)

**Under "Interactive Catalogue"**

•click on "Chain Saw - Bars, accessories & Tools"

**Under "Sub Categories"**

- click on "Bar - Guide Bars & Bar Guards"
- click on "Guide bars (by manufacturers name)"
- click on "Husqvarna"
- Decide which type of guide bar you require

The list that now appears are called "hot links" you can simply click anywhere on the individual "hot links". You will notice that the link becomes grey or highlighted when you move your cursor over it. Scroll through the list until you find the "Bar" that you require and click on that link.

The next page will show you a picture of the item with cost in Canadian dollars. To purchase simply > click the add to cart button. (To go back to the previous page, click the arrow back button found at the top left corner of your browser.)

After you are done shopping or at anytime after you have added a part to your cart, you can view those items by clicking the "My Cart" icon on the top of the page.

## BRIGGS and STRATTON

## BRIGGS and STRATTON

**Part# O.E.M Application**

**100-078** 793569  
**NEW**  
 Fits models: 31L777, 31M977, 31Q777, 331707, 331777, 331807, 331877, 33M677 and 33M777. For 21 Hp B&S engines on model LA125 etc. Fits 31L - 33M series engines.  
**Size: 3" OD X 1-3/8" ID X 5-7/8"**  
**Overall Height.** (Includes pre filter).



**100-079** 793685  
**NEW**  
 Pre Cleaner for our 100-078.  
**Size: 4-5/8" L X 5" W**



**100-081** 392308  
 392308S  
 Fits 2 thru 5 Hp horizontal & vertical engines.  
 Models 60100, 80200, 80300, 80400, 81200, 81300, 81400, 92900, 93500, 110900, 112200, 130200, 130900, 131200, 131400, 131900, 12G800, 12V800 & 12W800  
**Size: 2-7/8" OD X 1-1/4" ID X 2-3/4" HT**



**100-669** 270979  
 271466  
 4109  
 Pre Cleaner for our 100-081 & 100-214:  
**Size: 4-1/2" L X 3-1/8" W**



**100-214** 396424  
 396424S  
 396427 / 4137  
 Fits 2 thru 5 Hp horizontal & vertical engines.  
 Models 60100, 80200, 80300, 80400, 81200, 81300, 81400, 82200, 82300, 82400, 92500, 92900, 110900, 111700, 112200, 112900, 114700, 114900, 130200, 130400, 130900, 131200, 131400, 132200 132400, 132900  
**Size: 2-3/4" OD X 1-1/4" ID X 2-3/4" HT**  
**(3/16" hole at top)**



**100-073** 390930  
 393957  
 393957S / 4106  
 Fits 7 thru 16 Hp horizontal engines.  
 Models 170400, 171400, 190400, 194400, 195400, 220400, 221400, 222400, 133400, 243400, 252400, 253700, 254400, 290400, 294400, 302400, 303400 and 326400.  
**Size: 4-1/4" OD X 2" ID X 3-3/4" HT**



**Part# O.E.M Application**

**100-685** 270782  
 271794  
 271794S  
 4141  
 Pre Cleaner for our 100-073  
**Size: 7-1/4" L X 3-3/4" W**



**100-164** 394019  
 394019S  
 4136  
 Fits 16 & 18 Hp Vertical Twin Cylinder (L head).  
 Found on Briggs and Stratton and John Deere equipment.  
 Models: 400700, 401700, 402700, 404700, 422700, 40A700, 42A700 and 460700.  
**Size: 9-5/8" L X 4-1/4" W X 2-1/2" HT.**



**100-743** 271271  
 272490  
 272490S  
 4111  
 272782  
 Pre Cleaner for our 100-164, 100-080 & 100-131:  
**Size: 10-3/4" L X 2-5/8" W**



**100-131** 392642  
 394018  
 394018S  
 4135  
 5050B  
 Fits 16 Hp horizontal & vertical engines.  
 Models 290400, 290700, 294400, 294700, 303400, 303700, 303900, 350400, 350700, 351400, 351700, 400400 thru 422400.  
 For L-Head Twin horizontal & V-Twin Vanguard engines.  
**Size: 7" OD X 5-5/8" ID X 2-1/8" HT**



**100-804** 692519  
 Fits Twin Cylinder Vanguard Engines #358700 thru 389400.  
 Fits 38, 54 and 61 CID Vanguard V-Twin engines.  
 Fits models: 356447, 358777, 380442, 380447, 380772, 380777, 381442, 381446, 381447.  
**Size: 7-7/8" OD X 5-9/16" ID X 2-1/4" HT.**

















**100-875** 692520  
 Pre Cleaner for our 100-149 and 100-804.



## BRIGGS and STRATTON









## BRIGGS and STRATTON


Part#	O.E.M	Application
<b>100-168</b>	498596 690610 697029 / 5059D	
<p>Fits Intek series 121600, OHV engines. For 5.5 thru 6.75 Hp engines. Models: 110400, 111400, 120400, 121400, 123400 and 121600 series engines  <b>Size: 3-15/16" L X 2-1/2" W X 3" HT</b></p>		
<b>100-592</b>	273356 273356S	
<p>Pre Cleaner for our 100-168 &amp; 100-591</p>		
<b>100-897</b>	790166	
<p>Fits 9 CID horizontal engines.            Models: 093302, 093312 and 093332.  <b>Size: 2-7/8" L X 2" W X 2-1/8" HT.</b></p>		
<b>100-029</b>	494586 497725 497725S	
<p>Fits Europa 5.5 Hp OHV vertical &amp; also fits Quantum, 12U800 thru 12V899, 12W802 thru 12W807 series. Model 99700 for 9 Hp CID vertical Europa engines.  <b>Size: 3-7/8" L X 2-3/8" W X 2-1/8" HT</b></p>		
<b>100-098</b>	272533 273185 273185S	
<p>Pre Cleaner for our 100-029</p>		
<b>100-591</b>	692446	
<p>Fits 123602, 123607 and 123672 series.  <b>Size: 4" L X 2-1/2" W X 3" HT</b></p>		
<b>100-592</b>	273356 273356S	
<p>Pre Cleaner for our 100-591</p>		
<b>100-893</b>	695302	
<p>Fits 20 and 21 CID OHV engines.  <b>Size: 4-3/4" L X 3-1/4" W X 4" HT</b></p>		

Part#	O.E.M	Application
<b>100-894</b>	695303	
<p>Pre filter for our 100-893.</p>		
<b>100-802</b>	5405H 792105 276890	
<p>Fits 40 and 44 CID OHV Twin engines.            Models: 407777, 40G777, 40H777, 445667, 445877, 44H777, 44K777 &amp; 44L777.  <b>Size: 5" L X 3-1/8" W X 4-7/8" HT.</b></p>		
<b>102-100</b>	792303	
<p>Pre filter for our 100-802</p>		
<b>100-487</b>	393406	
<p>Fits 7 &amp; 8 Hp vertical engines.            Models 170700, 190700, 191700, 192700 &amp; 193700.            Used on John Deere 108, R72 and S82.  <b>Size: 5-3/16" L X 3-1/8" W X 2-1/8" HT</b></p>		
<b>100-198</b>	393725	
<p>Fits 11 Hp vertical IC series engines.            Models 220700, 251700, 252700, 253700 &amp; 256700.            Used on John Deere 111, 111H and S92.  <b>Size: 5-3/16" L X 3-1/4" W X 2-1/2" HT</b></p>		
<b>100-891</b>	399806 399806S 4138 491519	
<p>Fits 10 thru 12 Hp vertical I/C engines.            Models 253700, 256700, 280700 &amp; 281700.  <b>Size: 8-5/8" L X 2-5/8" W X 2-3/4" HT</b></p>		
<b>100-842</b>	271939 271962 271962S 4110	
<p>Pre Cleaner for our 100-891 &amp; 100-892.  <b>Size: 7-3/4" L X 2-3/4" W</b></p>		
<b>100-892</b>	399968	
<p>Fits New Style 7, 8 &amp; 11 Hp horizontal engines.            Mounting holes are centered  <b>Size: 8-3/4" L X 3-1/16" W X 2-1/2" HT</b></p>		

## BRIGGS and STRATTON

## BRIGGS and STRATTON








Part#	O.E.M	Application
<b>100-800</b>	491021	
<p>Fits 12-1/2 &amp; 14 Hp vertical Vanguard engines. For 260700 and 261700 series. <b>Size: 6-3/4" L X 2-7/8" W X 3-1/8" HT</b></p>		
<b>102-103</b>	272444 492947	
<p>Pre Cleaner for our 100-800</p>		
<b>100-867</b>	491950	
<p>Fits 5 Hp vertical OHV Vanguard engines. Model 104700; Type 3112, 4024, 4025, 4044 and 4045. <b>Size: 5-1/2" L X 2-1/2" W X 2-3/4" HT</b></p>		
<b>102-129</b>	272218 493206	
<p>Pre Cleaner for our 100-867. <b>Size: 6" L X 2-3/4" W</b></p>		
<b>100-099</b>	390492	
<p>Fits 7 and 8 Hp horizontal engines. (Early style). Models: 146400, 170400, 171400 and 190400; also replaces EMGLO air compressor L54E. <b>Size: 3-3/4" OD X 1-3/8" ID X 2-7/8" HT</b></p>		
<b>100-085</b>	4139 5053B 496894 496894S 493909	
<p>Fits 12 thru 15 Hp vertical engines. Models 282700, 283700, 286700, 287700, 28M700, 28N700, 28P700, 28Q700, 28R700, 28T700, 28V700 and 28S700. For 28 CID vertical engines. <b>Size: 7-1/4" L X 3" HT 2-7/8" W (wide end) 2-3/16" W (narrow end)</b></p>		
<b>100-119</b>	692520 272403 272403S	
<p>Pre Cleaner for our 100-085: <b>Size: 7" L X 3" W</b></p>		
<b>102-002</b>	281051	
<p>Air Cleaner Nut Fits our 100-085, 100-089 (B&amp;S) and 100-895 (Tecumseh) air filters. Rubber "O" ring attached. <b>Size: 1/4" - 20</b> (Priced individually - Sold in multiples of 10)</p>		

Part#	O.E.M	Application
<b>100-089</b>	493910 691667 4166	
<p>Fits 8-1/2, 10-1/2 and 11-1/2 vertical engines. Models 196700, 257700, 259700, 28A700, 28B700, 28C700 and 28D700. For 19 and 28 CID verticle engines. <b>Size: 7" L X 2-3/8" HT 2-7/8" W (wide end) X 2-3/16" W (narrow end)</b></p>		
<b>100-127</b>	272477 272477S	
<p>Pre Cleaner for our 100- 089: <b>Size: 7" L X 2-3/4" W</b></p>		
<b>100-899</b>	792038 <b>NEW</b>	
<p>Fits DOV mower engines; 100600 &amp; 100800 series on Type No 0015. <b>Size: 4-3/4" L X 2-3/16" HT; 3" W (wide end) X 2" W (narrow end).</b></p>		
<b>100-489</b>	793676 <b>NEW</b>	
<p>Pre Filter for our 100-899. <b>Size: 5-1/2" L X 1-3/4" W</b></p>		
<b>100-068</b>	795066 <b>NEW</b>	
<p>Fits models: 110000, 120000 series 775, 850/875. Fits DOV engines. <b>Size: 5-1/2" L X 2-1/4" HT 2-3/4" W (wide end) 2-1/4" W (narrow end)</b></p>		
<b>100-453</b>	392286	
<p>Fits 10,11 and 12 Hp vertical engines. Models 251400, 252400, 253400 and 255400. <b>Size: 5" OD X 3-1/2" ID X 2-3/8" HT</b></p>		
<b>102-426</b>	270973	
<p>Pre Cleaner for our 100-453</p>		
<b>100-176</b>	270093	
<p>Fits horizontal shaft 19, 23 &amp; 24 CID engines; also fits 7 thru 14 Hp (early style) engines. Models: 190400, 300400 &amp; 320400. <b>Size: 4-3/4" OD X 1-1/2" ID X 3-1/4" HT</b></p>		

## BRIGGS and STRATTON


## BRIGGS and STRATTON


Part#	O.E.M	Application
<b>100-072</b>	496047 270209	
<p>Fits 92900, 100200 and 100900 series.  <b>Size: 3-13/16" OD X 1-5/16" ID X 3-3/16" HT</b></p>		
<b>100-075</b>	820263	
<p>Fits models 430447, 432447, 437447, 522447, 543447, 580447, 582447, 587447, 588447, 589447 &amp; 58A447 series.  <b>Size: 3-1/2" OD X 1-3/4" ID X 7-3/8" HT</b></p>		
<b>100-593</b>		
<p>Pre Filter / Inner Filter            For our 100-590, 100-550 and 100-075.  <b>Size: 1-5/8" OD X 1-3/8" ID X 6-3/4" HT</b></p>		
<b>100-583</b>	841497	
<p>Fits models 540000 and 610000 series.  <b>Size: 4" OD X 2-13/32" ID X 10-1/2" HT</b></p>		
<b>100-956</b>	821136	
<p>Inner air filter for our 100-583.</p>		
<b>100-501</b>	794071	
<p>Fits 120T00, 400 thru 500 series vertical shaft engines.  <b>Size: 4-1/2" L X 4" W X 1-3/8" HT</b></p>		
<b>102-519</b>	698369	
<p>Fits models 98900, 98902, 98982, 9B900, 9B902, 9C900, 10A900, 10A902, 10B902 and 10A982.  <b>Size: 5-1/8" L X 2-7/8" W X 1-1/4" HT</b></p>		
<b>100-529</b>	4104 270579 270579S	
<p>Fits 3 and 3-1/2 Hp vertical engines. (Before 1992)            Series 82500 to 82997, 92599, 92900 and 93500.  <b>Size: (4-1/2" to 5-3/8") L X (3" to 3-1/2") W X 1-1/2" HT</b></p>		

Part#	O.E.M	Application
<b>100-537</b>	270251	
<p>Fits 3 and 3-1/2 Hp engines.            Models 82500 thru 92900 &amp; 92500.            For models without automatic choke.  <b>Size: (5" to 5-3/4") L X (2-7/8" to 3-5/8") W X 1-1/2" HT</b></p>		
<b>102-525</b>	272235 272235S 4107 / 5047	
<p>Fits 3, 3-1/2 and 3.75 Hp vertical shaft engines, also found on 4 Hp Quattro engines.            Models 92500, 92900, 93900, 95900, 96500, 96900, 98900, 9B902 and 10A900. Classic and Sprint after 1992.  <b>Size: 5-7/8" L X 3-3/4" W X 1-1/4" HT</b></p>		
<b>100-511</b>	27987 27287S 4108	
<p>Fits 2 thru 5 Hp horizontal engines.            Models: 60500, 61500, 80500, 81500, 90102, 100200, 111200, 130200, 131200 and 140200.  <b>Size: (4-5/8" to 5-1/4") L X (3-5/8" to 4-1/4") W X 1-1/2" HT</b></p>		
<b>100-578</b>	270067	
<p>Fits 4 Hp vertical engines.            Series 100900  <b>Size: (5" to 5-5/8") L X (3" to 3-5/8") W X 1-1/2" HT</b></p>		
<b>100-503</b>	270848	
<p>Fits 4 Hp automatic choke vertical engines.            Fits models 110900, 112900, 113900 and 114900.  <b>Size: (4-3/4" to 5-1/2") L X (3-1/4" to 4") W X 1-1/2" HT</b></p>		
<b>100-552</b>	270447	
<p>Fits 5 Hp vertical engines. Model 130900.  <b>Size: (5-3/8" to 6") L X (3" to 3-5/8") W X 1-1/2" HT</b></p>		
<b>100-545</b>	270528 270528S 4133	
<p>Fits 6, 7 and 8 Hp vertical engines.            Series 146700 thru 147703, 170700, 171700, 190700 thru 193700  <b>Size: (7-3/4" to 8-1/4") L X (3-5/8" to 4-1/4") W X 1-1/2" HT</b></p>		

## BRIGGS and STRATTON

## BRIGGS and STRATTON



Part#	O.E.M	Application
<b>100-551</b>	272922 272405	
<p>Fits 8 thru 11.5 Hp engines. Models: 194700, 194702, 194707, 195700, 195702, 195707, 196700, 196702, 196707, 254700 and 254707. <b>Size: 8-1/4" L X 2-3/4" W X 1" HT</b></p>		
<b>100-560</b>	270843 270843S 4134	
<p>Fits 10 and 11 Hp vertical engines. Models 220700, 251700, 252700, 253700, 255700 and 256700. <b>Size: (8-1/2" to 9-1/4") L X (3-3/4" to 4-1/2") W X 1-1/2" HT</b></p>		
<b>100-436</b>	711459	
<p>Fits 2.4 Hp Vanguard engines. <b>Size: 4-9/16" L X 3-7/8" W X 11/16" HT</b></p>		
<b>100-448</b>	711460	
<p>Pre Filter for our 100-436.</p>		
<b>100-420</b>	399877 399877S 4103	
<p>Fits 3-1/2 Hp Quantum engines with side starter Model: 100700 &amp; 100708. <b>Size: 4-5/8" L X 4-5/8" W X 7/8" HT</b></p>		
<b>100-438</b>	491588 491588S 399959 4101 / 5043B	
<p>For B&amp;S 3 thru 5 Hp horizontal, 3.5 thru 6 Hp (12 CID) Quantum and 6 Hp (13 CID) vertical engines. Fits models 112200, 12A800 thru 12T899, 92200 and 128700 thru 129799 series. <b>Size: 5-3/8" L X 4-1/2" W X 13/16" HT. (BLUE SEAL)</b></p>		
<b>100-446</b>	271933 4146 4147 491435 491435S 493537 / 493537S	
<p>Pre Cleaner for our 100-438 (Foam and mesh construction)</p>		

Part#	O.E.M	Application
<b>100-206</b>	395027 397795 397795S / 4102 5027 / 5027B	
<p>Fits 3, 3-1/2, 4 and 5 Hp Max series engines. Models 90700, 91700, 95700, 96700, 110700, 111700, 112700, 114700, 130700, 131700 and 2 cycle engines. <b>Size: 6-1/4" L X 4-1/2" W X 7/8" HT "BLUE SEAL"</b></p>		
<b>100-207</b>	399039	
<p>Pre Cleaner for our 100-206</p>		
<b>100-422</b>	710266	
<p>Fits 9 thru 13 Hp (18 and 23-24 CID) single cylinder Vanguard engines. For models 185400 and 235400 thru 245400. <b>Size: 8-3/8" L X 3-7/8" W X 1-1/8" HT. (Uses our 100-423 Pre Filter)</b></p>		
<b>100-423</b>	710268	
<p>Pre Cleaner for our 100-422.</p>		
<b>102-021</b>	494511 494511S 4145	
<p>Fits 3-1/2 and 5 Hp IC, 5-1/2 Hp Vanguard engines. Models 93400, 115400 &amp; 133400 <b>Size: 7" L X 3-1/2" W X 1-1/8" HT</b></p>		
<b>102-020</b>	491384	
<p>Fits 9 Hp (16 CID) OHV Vanguard engines. Models 161400, 161432, 161437, 161452 and 161457. <b>Size: 7" L X 3-1/2" W X 1-1/2" HT</b></p>		
<b>102-028</b>	496077 691643	
<p>Fits 7 thru 11 Hp single cylinder Industrial Plus engines. Models 176400, 19B400, 19E400, 226400, 256400, 19F400, 19G700, 192400 and 196400. <b>Size: 7" L X 3-1/2" W X 1-1/2" HT</b></p>		
<b>102-019</b>	4148 / 491823 492889 / 495246	
<p>Pre Cleaner for our 102-028, 102-021 and 102-020 air filters.</p>		

BRIGGS and STRATTON

BRIGGS and STRATTON

Part#	O.E.M	Application
<b>102-752</b>	78601	 <p>Fits Generac air compressors and generators. Models 0485-0, 0485-1, 0486-0, 0487-0, 0503-0, 0503-1, 0504-1 and 0602-0. <b>Size: 6" L X 3-1/4" W X 1" HT</b></p>
<b>102-753</b>	78602	 <p>Pre Cleaner for our 102-752 and 100-418 air filters.</p>
<b>100-418</b>	710265	 <p>Fits 4 Hp (8 CID) horizontal Vanguard engines. Models 85400, 85432 and 85462-0072. <b>Size: 6-1/4" L X 3-1/2" W X 7/8" HT</b></p>
<b>100-742</b>	73111 73111GS	 <p>Fits models 1019-3, 7500EXL Alternator; 1786-0, 5500 Watt 5500CX, 1787-0, 5500 Watt 5500CXE, also fits 6500GX Gen sets. <b>Size: 5-1/4" Long X 4-1/2" Wide X 1-1/4" Height</b></p>
<b>102-073</b>	698413 613022 697152	 <p>For 10 Hp OHV engines Models 21A902, 21A907, 21A977, 21B902, 21B906, 21B907, 21B972, 21B976 &amp; 21B977 <b>Size: 7-1/8" L X 3-1/8" W X 1-1/2" HT</b></p>
<b>102-077</b>	697292	 <p>Pre Cleaner for our 102-073</p>
<b>100-184</b>	697014 697634 698083 / 5077	 <p>Standard Paper Filter. For 14 thru 17.5 Hp IC Intek OHV and AVS, 28, 30, 31 CID engines. Fits 284H07, 284H77, 285H07, 285H77, 286H77, 286H77-0121, 30E707, 31E777, 31F707, 31F777, 31G777, 31H707 and 31H777 series. <b>Size: 8-7/8" L X 3-1/8" W X 1-1/2" HT.</b></p>
<b>100-185</b>	697015	 <p>Pre Cleaner for our 100-184</p>


Part#	O.E.M	Application
<b>100-186</b>	697153 <b>NEW</b>	 <p>PREMIUM WASHABLE version (felt paper filter) of our 100-184. Same as our 100-184</p>
<b>100-770</b>	805113 4140	 <p>Fits 12-1/2 thru 16 Hp horizontal and vertical V-Twin OHV engines. Models 290442, 290446, 290447, 290772, 303442, 303445, 303446, 303447, 350772, 350776 &amp; 350777. <b>Size: 7-3/8" L X 6-5/16" W X 3/4" HT</b></p>
<b>100-666</b>	805267 805267S 4143	 <p>Pre Cleaner for our 100-770</p>
<b>100-273</b>	499486 499486S / 5063B 5063D / 682392 695667 / 698754	 <p>Fits 18 thru 24 Hp Intek V-Twin engines. Models: 405700 thru 407700. <b>Size: 7" L X 4" W X 1-1/2" HT.</b></p>
<b>100-304</b>	273638 273638S	 <p>Pre Cleaner for our 100-273 and 100-772 air filters.</p>
<b>100-772</b>	5408H 790139 792101	 <p>Fits Briggs and Stratton 44 CID OHV V-Twin engines. Intek engines 16 thru 27 Hp / CV V-Twin. Also replaces 5408H and MIU11286. <b>Size: 7-1/2" L X 4-1/2" W X 2" HT.</b></p>
<b>DOLMAR / SACHS / MAKITA</b>		
<b>605-001</b>	001-173-020	 <p>Fits Concrete Saw. Model: 309 <b>Size: 2-1/16" Top OD X 2" ID X 2-13/16" HT</b></p>

## DOLMAR / SACHS / MAKITA

## ECHO continued


**Part# O.E.M Application**

**605-355** 394-173-010  
Wacker# 0108077  
Wacker# 0108076




Fits Concrete Saws.  
Models: DPC6300, 6201, 7300C, 7301 also PC6212, PC6214, PC6412, PC6414, PC7312, PC7314 & PC8140.  
**Size: 4-1/8" L X 3" W X 2-5/16" HT**

**605-358** 394-173-030  
Wacker# 0108074




Pre Filter for our 605-355  
NOTE: Two images shown for reference

**605-002** 113-173-030




Fits older Chain Saws.  
Model: CA  
**Size: 1-7/8" Top OD X 1-9/16" ID X 1-3/4" HT**

**605-003** 122-173-030




Fits Chain Saws.  
Model: 122  
**Size: 3-3/8" L X 3-3/8" W X 1/2" HT**

**605-004** 119-173-030




Fits older Chain Saws.  
Models: 117 and 119.  
**Size: 4-1/8" L X 3-3/4" W X 1/4" HT**

**605-005** 114-173-531



Fits Chain Saws.  
Models: 113 & 116.  
**Size: 4" L X 2-1/4" W X 7/16" HT**


**605-006** 123-173-110  
123-173-120



Fits Chain Saws.  
Model: 123  
**Size: 3-5/8" L X 3-1/2" W X 3/4" HT**

## ECHO


**605-007** 130305-00333



Fits Chain Saw Model CS-60  
**Size: 4-1/4" L X 3-3/4" W**


**Part# O.E.M Application**

**605-008** 130305-03430




Fits Chain Saw  
Model CS-451 and CS-452  
**Size: 3-1/16" L X 2-3/4" W**

**605-014** 130310-03930-2




Fits Chain Saw Model 302  
**Size: 3-1/16" L X 2-5/8" W**

**605-022** 130310-13930




Fits Chain Saw Model 280  
**Size: 3-3/4" L X 4-5/8" W**

**605-307** 130300-39730




Fits Chain Saw Models:  
CS5000 and CS5000 Type 1E  
serial# 001001 and higher.  
(Short version)  
**Size: 2-1/2" OD X 1-3/4" ID X 1-1/4" HT**

**605-309** 130313-38331  
**NEW**




For Chain Saw  
model CS4400 and CS510.  
**Size: 2-1/2" OD X 1-3/4" ID X 1-3/8" HT**

**605-701** 130310-00760




Fits Echo Backpack Blower.  
Model PB-400,  
**Size: 2-15/16" OD X 3/8" HT**

**605-339** 130310-0336-0




Fits Backpack Blower  
Model PB-210E.  
Felt with rubber seal.  
**Size: 4" L X 2-7/8" W**

**100-269** 13031000760  
13031700760  
John Deere# PT8376









Fits Backpack Blower.  
Model PB-400E.  
**Size: 7" L X 3-1/4" OD X 1-3/4" ID**

**605-035** 130305-08360




Fits Backpack Blower  
Models PB-4600 & PB-6000.  
**Size: 10-1/2" L X 3" W X 1-1/2" HT**


## ECHO continued

Part#	O.E.M	Application
<b>605-269</b>	226000-031 A22600-0031	 Fits Backpack Blower. Models PB-403, PB-413, PB-603, PB-611 and PB-650. <b>Size: 4-1/8" L X 2-5/8" W X 1-3/8" HT</b>
<b>605-403</b>	130310-04560	 Fits 2400 hedge clipper also for backpack blower ES1100-001001 thru 025416, LNB 2100, PB1000 and PB1010. <b>Size: 2-3/4" L X 2-5/8" W, with a 5/16" diameter hole.</b>
<b>605-409</b>	130310-51730	 Fits SRM2500 Trimmer. <b>Size: 3-1/4" L X 3-1/4" W, with a 5/16" diameter hole</b>
<b>605-830</b>	130310-51830	 Fits Echo Trimmers. Models SRM2400/SB, SRM2400, 2601, 2605, 3110, 3400, 3800 & 3100/SB. Fits Echo Blower, Models PB2400 & PB24LM, & ES231, SHC2400, HCA2400, HCA261, LST2400 Hedge Clippers and STS2400 Pole Pruner and PAS2400, PE2400, PE2601. <b>Size: 3-1/8" L X 3-1/8" W, with a 1/4" diameter hole.</b>
<b>605-119</b>	130310-54130	 Fits Echo Trimmers. Models GT2000/SB, GT2400, SRM2400/SB & SRM2110; also fits Echo Blower model PB2100, Vacuum models: ES2100, 2000 and 2400, SHC1500, 1600, 2000, 2400. Fits FHC1700 & 2100 Hedge Clippers. <b>Size: 2-5/8" L X 2-5/8" W, with a 1/4" diameter hole.</b>
<b>605-404</b>	130310-0492-2 130310-03060	 Fits most Trimmers equipped with Kioritz engines. (16cc & 21cc) <b>Size: 2-1/2" OD X 2-5/8" L X 11/16" HT</b>

## ENGINEAIRE

<b>102-331</b>	Enginaire	 Pre Cleaner assembly. Fits many commercial units. <b>Size: 4-3/4" OD X 2-1/16" ID; Overall height: 3-1/8"</b>
----------------	-----------	--

## FRONTIER

Part#	O.E.M	Application
<b>605-808</b>	Frontier# All models AYP/Roper# 35373 Jonsereds# 100251	 Fits all Frontier chain saws. Model: Mark-1 (Felt material) also \\ small Husqvarna, Jonsereds and Pioneer models. <b>Size: 3-7/8" L X 2-3/8" W</b>






## EZ-GO

<b>100-069</b>	14416G1 Nelson# 83816A	 Fits Harley, Club Car and Columbia Golf Carts. <b>Size: 4-1/4" OD X 2" ID X 6-1/8" HT</b>
<b>100-663</b>	72144G01	 Fits EZ-GO vertical twin cylinder engines. <b>Size: 11-1/2" L X 5-1/8" W X 1-25/32" HT</b>





## GENERAC

<b>102-752</b>	78601 78601GS	 Fits Generac Air Compressors and Generators. Models: 0485-0, 0485-1, 0486-0, 0487-0, 0503-0, 0503-1, 0504-1 and 0602-0. <b>Size: 6" L X 3-1/4" W X 1" HT</b>
<b>102-753</b>	78602	 Pre Cleaner for our 102-752.
<b>100-422</b>	710266	 Fits 9 thru 13 Hp (18 and 23-24 CID) single cylinder Vanguard engines. For models 185400 and 235400 thru 245400. <b>Size: 8-3/8" L X 3-7/8" W X 1-1/8" HT.</b>
<b>100-423</b>	710268	 Pre Cleaner for our 100-422.
<b>100-583</b>	3557 OE3557	 <b>Size: 4" OD X 2-13/32" ID X 10-1/2" HT</b>


## GENERAC continued

Part#	O.E.M	Application
<b>100-956</b>	3656 OE3656	
Inner filter / Pre filter for our 100-583.		
<b>102-021</b>	494511S 0494511S	
Fits 3-1/2, 5 Hp IC and 5-1/2 Hp Vanguard engines. Models 93400, 115400 and 133400. <b>Size: 7" L X 3-1/2" W X 1-1/8" HT</b>		
<b>102-019</b>	492889 0100234	
Pre Cleaner for our 102-021 and 102-028.		
<b>102-028</b>	691643 0691643	
Fits 7 thru 11 Hp single cylinder Industrial Plus engines. <b>Size: 7" L X 3-1/2" W X 1-1/2" HT</b>		
<b>100-742</b>	73111 73111GS	
Fits models 1019-3, 7500EXL, 1786-0, 5500 Watt 5500CX, 1787-0, 5500 Watt 5500CXE. <b>Size: 5-1/4" L X 4-1/2" W X 1-1/4" HT</b>		

## GREEN MACHINE

<b>605-011</b>	305901	
Fits Green Machine and Red Max Trimmers. Green Machine models 2500LP and 3000LP, Red Max models BC-260 <b>Size: 2-1/4" L X 2-3/8" W X 3/8" HT</b>		
<b>605-009</b>	165405	
Fits Green Machine gas trimmers. Models 1600,1800 & 2230. <b>Size: 2-5/8" L X 1-1/4" W X 3/8" HT</b>		
<b>605-161</b>	305901	
Fits Red Max Trimmers. Model BC220 <b>Size: 2-9/16" L X 2-9/16" W X 1/2" HT</b>		
<b>102-210</b>	170078	
Fits model BT17 <b>Size: 2-3/4" L X 11/16" W X 3/8" HT</b>		

## GREEN MACHINE cont.

Part#	O.E.M	Application
<b>605-010</b>	309891 Robin# 1082 Shindaiwa# 20000-81740	
Fits many Japanese trimmers. Green Machine models 3000 SS Shindaiwa models T25 & LT20. <b>Size: 2-1/4" OD X 5/16" HT</b>		







## HOMELITE

<b>605-020</b>	54620B	
Fits Homelite cut-off saws Model XL-98, A, C & D saws <b>Size: 5" OD X 4" ID X 2-1/8" HT</b>		
<b>605-018</b>	46687	
Fits Homelite cut-off saws. Model DM-20 <b>Size: 5" OD X 3-1/16" ID X 1-11/16" HT</b>		
<b>605-017</b>	47867A	
Fits Homelite cut-off saws Model DM-40. <b>Size: 3-3/16" OD X 1-13/16" ID X 2-1/2" HT</b>		
<b>605-998</b>	46073	
Fits Homelite cut-off saws. Model DM-50 <b>Size: 4-11/32" OD X 2" ID X 2-1/2" HT</b>		
<b>605-972</b>	49512	
Fits Homelite cut-off saws. Model DM-54 <b>Size: 4-1/4" OD X 2" ID X 3-7/16" HT</b> (While Quantities Last)		
<b>605-818</b>	2308 UP056131	
Fits Homelite cut-off saws Models MP38, 12" and 14" also fits MP88, 14" <b>Size: 7" OD X 3" ID X 2-5/8" HT</b>		
<b>605-019</b>	A69306	
Fits Homelite Chain Saw Model: C51. <b>Size: 6-5/8" L X 5-7/8" W</b> (While Quantities Last)		

## HOMELITE continued






## HONDA

Part#	O.E.M	Application
<b>605-121</b>	A65178 69681	
<p>Fits Homelite Chain Saw Models Super Mini, EZ-Automatic and Super EZ. <b>Size: 4" L X 2-7/8" W X 1/16" HT</b></p>		
<b>605-105</b>	63589-A 587741	
<p>Fits Homelite Chain Saw Models XL-12 and Super XL <b>Size: 4" L X 3-1/2" W X 3/4" HT</b></p>		
<b>605-147</b>	H12031 H12032	
<p>Fits Homelite Chain Saw Models 350 and 360. <b>Size: 4" L X 3-3/4" W</b></p>		
<b>605-139</b>	69141	
<p>Fits Homelite Chain Saw Models XL, XL-2 and Super 2. <b>Size: 2" L X (1-3/8" - 1-5/8") W X 1/2" HT</b></p>		
<b>605-143</b>	02500	
<p>Fits Homelite Chain Saw Models 180,192 and 200; also fits Little Red XL, Super 2 and Green Machine model 20.</p>		
<b>605-021</b>	94163	
<p>Fits Homelite Gas Trimmers Models ST-80, ST100 &amp; ST120. <b>Size: 2-1/2" OD X 3/4" HT</b></p>		
<b>605-013</b>	94456 D94456	
<p>Fits Gas Trimmers, Models ST-160, ST160A, ST165, ST180 and ST200. <b>Size: 3/1/2" L X 2-1/4" W X 5/8" HT</b></p>		
<b>605-039</b>	D-06615	
<p>Fits models 2625CD, Z625CDV, 2825SD, 2725CB, 2830SB, D630CD, D730CDV, D830SD, D830CB and D830SB <b>Size: 2-1/32" W X 1-31/32" HT</b> Foam filter - rounded at on end</p>		
<b>605-012</b>	D98760 D98760B John Deere# UP06767	
<p>Fits Gas Trimmers &amp; Blowers. For 16cc, 25cc and 30cc units. Models ST145, 155, 175, 185, 285, 385, 485. <b>Size: 1-3/4" L X 1-1/2" W X 3/8" HT</b></p>		

Part#	O.E.M	Application
<b>100-958</b>	17210-ZE0-822 17210-ZE8-820 17210-ZE0-820 17210-ZE0-505 Code# 2893873 / 1488790 Code# 5273032 / 5255344	
<p>For 3-1/2 and 4 Hp engines. Fits models: GX-110 and GX-120 &amp; Tiller 400 &amp; 401K horizontal shafts engines. <b>Size: 4" L X 2-7/8" W X 2-1/16" HT</b> (Pre-filter included)</p>		
<b>102-053</b>	17218-ZE0-821 Code# 2535011 Code# 1522317	
<p>Pre Filter for our 100-958 <b>Size: 5" L X 1-7/8" W</b></p>		
<b>100-784</b>	1445782 17210-ZE1-505 17210-ZE1-507 17210-ZE1-517 17210-ZE1-820 17210-ZE1-821 17210-ZE1-822 2893881 / 5247408 7370968 / 7372444	
<p>Fits 3-1/2, 5, 5-1/2 and 6-1/2 Hp engines. Models GX140, GX160 and GX200; GX110 (cyclone) and GX120 (cyclone), also GVX-140. <b>Size: 4" L X 2-7/8" W X 2-5/8" HT.</b> Pre filter included.</p>		
<b>100-966</b>	17218-ZE1-821 Code# 2535029	
<p>Pre Filter for our 100-784 <b>Size: 5" L X 2-3/8" W</b></p>		
<b>101-332</b>	17230-ZE1-800 <b>NEW</b>	
<p>Air Cleaner Cover Assembly Fits models: GX110, GX120, GX140, GX160 and GX200. (Uses our 100-784 Air Filter)</p>		
<b>100-818</b>	17210-ZE2-822 17210-ZE2-821 17210-ZE2-505 17210-ZE2-515 17210-ZE2-882 Code# 2893899 Code# 1522317 Code# 5266721 Code# 7460967	
<p>Fits 8 and 9 Hp engines. Models GX240 and GX270. <b>Size: 4" L X 3-9/16" W X 3-1/16" HT</b> (Pre-filter included)</p>		

## HONDA continued

## HONDA continued









Part#	O.E.M	Application
<b>101-336</b> <b>NEW</b>	17231-ZH9-820	
<p>Air Cleaner Cover Assembly For Honda Engines. Fits models: GX240 and GX270. (Uses our 100-818 Air Filter)</p>		
<b>100-012</b>	17210-ZE3-000 17210-ZE3-010 17210-ZE3-505 17218-ZE3-505 2107993 / 289390 2893907 / 5252697	
<p>Fits 11 thru 13 Hp engines; models: GX340 (11 Hp) and GX390 (13 Hp). Also found on engine models: GX240 (8 Hp), GX270 (9 Hp) when equipped with cyclone air filter. <b>Size: 4-3/8" L X 3-3/4" W X 3-5/8" HT.</b> (Pre-filter included)</p>		
<b>101-334</b> <b>NEW</b>	17231-ZE3-W01	
<p>Air Cleaner Cover Assembly For Honda Engines. Fits models: GX340 and GX390. (Uses our 100-012 Air Filter)</p>		
<b>100-028</b>	17218-ZE3-000 17218-ZE3-505 2577377 / 5281449	
<p>Pre Filter for our 100-012</p>		
<b>102-064</b>	17211-ZF5-V01 17218-ZF5-V00 Code# 5753595 / 4907283	
<p>Fits 11 and 13 Hp engines. Fits models: GXV340, GXV340K2, GXV390 and GXV390K1 (type DE33 only) engines; Mower models: HRC7113, HRC7013, H2113, H2013 and H1011. <b>Size: 4-7/8" L X 2-3/8" W X 3-1/2" HT</b> (Pre-filter included) NOTE: Top &amp; Bottom images shown, (1) air filter only</p>		
<b>102-244</b>	17210-ZE8-003 17210-ZF5-010 17210-ZE8-013 17210-ZF5-000 17210-ZF5-505 Code# 2090207 / 3133808 Code# 2910727 / 5248299	
<p>Fits 8-1/2 thru 13 Hp vertical OHV engines. Models GXV270, GXV340 and GXV390 (type DE33 only) <b>Size: 5-1/8" L X 2-5/8" W X 3-1/8" HT</b> (Pre-filter included)</p>		

Part#	O.E.M	Application
<b>102-269</b>	17218-ZF5-505	
<p>Pre Filter for our 102-244 <b>Size: 6-1/4" L X 2-3/4" W</b></p>		
<b>100-822</b>	17211-ZA0-702 17210-ZA0-506 Code# 2893923 / 5168273	
<p>Fits models HT-3813 and HT-4213 tractors with GX-360-K1 series vertical engines. <b>Size: 6-1/2" L X 4-1/8" W X 1-7/8" HT</b> (Pre-filter included)</p>		
<b>100-823</b>	Honda	
<p>Pre Filter for our 100-822</p>		
<b>100-719</b>	17210-ZE6-003 17210-ZE6-505 17211-888-013 Code# 1495902 1007483 / 5185855	
<p>Fits 3-1/2, 4 and 5 Hp vertical engines. Models: GV150K1, GV200, GXV-120 and 140. For Mower models HR-194,HR195 and HR-214 <b>Size: 7-9/16" L X 2-1/2" W X 2" HT</b> (Pre-filter included)</p>		
<b>100-362</b>	17218-888-003 17218-ZE6-505 Code# 1067149 Code# 5213293	
<p>Pre Filter for our 100-719 and 102-582 <b>Size: 8-1/4" L X 1-3/4" W</b></p>		
<b>102-582</b>	17210-ZE7-013 17210-ZE7-003 17210-ZE7-505 Code# 2741627 Code# 2289724 Code# 5310289	
<p>Fits 5-1/2 Hp vertical engines (Metal top). Model GXV-160 found on commercial mower models HR-216 and HRA-216. <b>Size: 7-9/16" L X 2-1/2" W X 1-7/8" HT</b> (Pre-filter included)</p>		
<b>100-962</b>	17211-ZE7-W03 Code# 5357389	
<p>Fits 5-1/2 Hp vertical shaft engines. Engine model: GXV160. Mower models HRC216K1HA and HRC216K1SXA. <b>Size: 6-3/4" L X 2-1/4" W X 2" HT</b> (Pre-filter included)</p>		

## HONDA continued

Part#	O.E.M	Application
<b>100-970</b>	Honda Pre Filter	
Pre Filter for our 100-962		
<b>100-289</b>	17211-891-004 Code# 0997775	
Fits 10 and 11 Hp vertical engines. Models GV-340, 400 & 400K1. <b>Size: 8-1/2" L X 2-9/16" W X 2-3/8" HT</b> (Pre-filter included) (While Quantities Last)		
<b>100-388</b>	17218-891-003 Code# 1067164	
Pre Filter for our 100-289 <b>Size: 8-1/4" L X 2" W</b>		
<b>100-794</b>	17221-889-003 172A1-883-902 Code# 2893915	
Fits model G-200 engines. <b>Size: 3-1/4" Top OD, X 4-1/2" Bottom OD, X 2-3/8" HT</b> (Pre-filter included)		
<b>100-795</b>	17218-883-901 Code# 1067131	
Pre Filter for our 100-794		
<b>100-792</b>	17211-890-023 17211-890-013 17211-890-003 17210-890-505 Code# 1021518 / 1253053 Code# 2893931 / 5311089	
Fits 7, 10 and 11 Hp engines. Models G300 and G400 engine models. For tractor model 3810 and 5500, 6500 Generators. <b>Size: 3-7/8" Top OD X 5-3/8" Bottom OD X 2-7/8" HT</b> (Pre-filter included)		
<b>100-974</b>	17221-889-003	
Pre Filter for our 100-792		
<b>102-000</b>	Honda - Old Style	
Old style rubber grommets (Priced individually - Sold in multiples of 10)		
<b>102-001</b>	17232-891-000	
New style metal/rubber grommets (Priced individually - Sold in multiples of 10)		

## HONDA continued

Part#	O.E.M	Application
<b>100-774</b>	17211-896-000	
Fits 2 and 2-1/2 Hp Edgers; Tillers and Pumps. Model: G-100 <b>Size: 3-5/8" L X 3" W X 7/8" HT</b>		
<b>100-345</b>	17211-ZB2-000 Code# 1496603	
Foam filter Fits GX160 and GX200 series engines. <b>Size: 5" L X 4" W X 1-1/2" HT</b>		
<b>101-335</b>	17231-ZE1-000 <b>NEW</b>	
Air Cleaner Cover for Honda Engines. Fits models: GX140 and GX160. (Uses our 100-346 Air Filter)		
<b>100-346</b>	17211-ZE1-000	
Fits GX120, GX160 and GX200 series engines. <b>Size: 5-3/8" L X 3-1/8" W X 1-1/4" HT</b>		
<b>100-343</b>	17211-899-000	
Fits many Honda generators Models EMS, EB, EX, EXW series. Also found on some Honda engine Models: GX240, GX270, GX340 & GX390 <b>Size: 6-1/2" L X 4-1/2" W X 1-3/8" HT</b>		
<b>100-438</b>	17211-ZL8-000 17211-ZL8-003 Code# 5580402 Code# 6718159	
Fits models HRS216, HRR216, HRT216 & GXV57. For GC-135, GCV-135, GC160 & GCV-160 engines. <b>Size: 5-3/8" L X 4-1/2" W X 13/16" HT. (BLUE SEAL).</b>		
<b>100-446</b>	Pre Filter	
Pre Cleaner for our 100-438.		
<b>100-477</b>	17231-ZM0-000 17220-ZM0-000 Code# 5580402	
Air Filter Base and Cover, Assembly Fits units GC135, GCV135, GC160 and GCV160. (Uses our 100-438 air filter)		

## HONDA continued

Part#	O.E.M	Application
<b>100-960</b>	17211-ZG9-800 Code# 4327383	
Fits 5 Hp vertical shaft engines. Model GXV-140 <b>Size: 5-1/4" L X 2-1/4" W X 1" HT</b>		
<b>100-968</b>	17218-ZG9-800 Code# 4327391	
Pre Cleaner for our 100-960 <b>Size: 5" L X 2" W X 1/4" HT</b>		
<b>100-715</b>	17211-ZG9-M00 08170-ZG9-M00 Code# 4527479 Code# 4010062 MTD# 751-10298	
Fits 5 Hp vertical engines. Model: GXV140. For SX Series, Harmony 215 models. <b>Size: 5-3/4" L X 3-1/2" W X 1" HT</b>		
<b>100-716</b>	17218-ZG9-M00 Code# 4010070	
Pre Cleaner for our 100-715 <b>Size: 5-1/2" L X 3-1/4" W X 1/4" HT</b>		
<b>100-879</b>	17211-Z0Z-013 17211-Z0A-013 06172-Z0A-305	
Fits GCV530 and GXV530 16 and 16-1/2 Hp, V-Twin vertical shaft units. <b>Size: 8-5/8" L X 4-3/4" W X 7/8" HT</b>		
<b>100-880</b>	17218-Z0A-810	
Pre Cleaner for our 100-879. <b>Size: 8-3/8" L X 4-1/2" W X 3/8" HT</b>		
<b>100-736</b>	17210-ZJ1-841 17210-ZJ1-842 17210-ZJ1-840 Hustler# 785600 Code# 6224661 Code# 7120397 / 6224653	
Fits models GX610K1, GX620K1, GX670, GXV610K1 and GXV620K1 <b>Size: 9" L X 6-1/2" W X 1-1/4" HT</b>		
<b>100-738</b>	17218-ZJ1-840 Code# 6224661 Hustler# 785618	
Pre Filter for our 100-736.		

## HONDA continued

Part#	O.E.M	Application
<b>100-737</b>	17010-ZJ1-000 Code# 4956579 Hustler# 787226	
Fits GX610, GX620, GXV610 and GXV620 (old style) <b>Size: 9-1/2" L X 8" W X 1-1/4" HT</b>		
<b>100-739</b>	17218-ZJ1-000	
Pre Filter for our 100-737. <b>Size: 8-1/2" L X 6-1/4" W X 1/4" HT</b>		
<b>102-680</b>	17210-759-013	
Fits GX610 and GX620 with remote mount air cleaner assembly. <b>Size: 3-11/16" OD X 1-7/8" ID X 8" HT</b>		
<b>605-060</b>	537-02-40-03 <b>NEW</b>	
Fits chain saw models: 340, 345, 346, 350, 351 and 353; also see Jonsereads. Air filter attaches by simply twisting on the carburetor manifold. Note: Some 346 and 353 models use a steel snap style to connect.		
<h2>HUSQVARNA</h2>		
<b>605-085</b>	530-02-98-11	
Fits chain saw models: 36, 41, 136, 137, 141 and 142		
<b>605-064</b>	503-89-81-01 <b>NEW</b> 503-89-81-02	
Fits chain saw models: 51 and 55. This filter is the commonly used flock design. Air filter is held in place with a screw (screw provided). Oil-less type filter.		
<b>605-066</b>	503-15-19-03	
Fits Chain Saws Models 238 and 242. Nylon mesh style		
<b>605-062</b>	503-81-45-03 503-81-45-02	
Fits Chain Saws Models: 362, 365, 371, 372; Nylon mesh style. <b>Size: 3-5/8" L X 2-7/8" W X 1-5/8" HT</b> NOTE: Picture shows front and back views for reference.		

HUSQVARNA continued

HUSQVARNA continued

Part#	O.E.M	Application
<b>605-173</b>	501-80-71-01 501-80-71-05	
<p>Fits Chain Saws Models: 61, 66, 261, 266, 281 and 288. Nylon mess style (2 bolt) <b>Size: 3-1/2" L X 3-3/4" W X 1-3/8" HT</b></p>		
<b>605-024</b>	503-44-72-03 503-44-72-04	
<p>Fits Chain Saws Models: 262, 268, 272 &amp; 394 <b>Size: 3-9/16" L X 2-9/16" W Overall Height: 1-1/4"</b></p>		
<b>605-028</b>	503-44-72-03 <b>NEW</b>	
<p>This aftermarket air filter assembly fits chain saw models: 262, 268, 272 and 394.</p>		
<b>605-159</b>	506-26-34-01 506-26-34-02	
<p>Air filter for Cut-off Saw Models: 371K and 375K EPA, also some models 365 &amp; 372. Top &amp; Bottom images shown for reference <b>Size: 3-23/32" L X 3-3/4" W X 2-1/16" HT</b></p>		
<b>605-160</b>	506-26-91-01	
<p>Pre Cleaner for our 605-159. Fits Cut-off Saws. Models: 371K and 375K. 3 layer foam filter <b>Size: 7-5/8" L X 4-7/8" W X 3/4" HT</b></p>		
<b>605-156</b>	506-14-58-01	
<p>Air filter for Cut-off Saw Model: 268K and 272K. Top and bottom images shown for reference <b>Size: 4-1/16" L X 4" W X 3-3/16" HT</b></p>		
<b>605-063</b>	537-20-75-01 <b>NEW</b>	
<p>Fits Husky models: 570, 575 and 576. Nylon mesh style. NOTE: Picture shows top and bottom views for reference. Air filter only, does not include knob or mounting screw. <b>Size: 3-3/8" L X 3-1/4" W X 2-1/8" HT approximately</b></p>		

Part#	O.E.M	Application
<b>605-155</b>	506-14-57-01	
<p>Fits Cut-off Saw models: 268K &amp; 272K. 3 layer foam filter, Pre Cleaner for our 605-156. Two images shown for reference. <b>Size: 5" L X 4-1/2 to 4-7/8" W X 3/4" HT</b></p>		
<b>605-250</b>	537-18-63-01	
<p>Air filter for trimmers. Models: 123, 223, 322, 323, 325 and 326. <b>Size: 2-1/4" L X 1-7/8" W X 3/8" HT</b></p>		
<b>605-171</b>	506-26-86-01	
<p>Pre Cleaner fits Cut-off saw Model: 3120K. 3 layer foam filter. <b>Size: 8" L X 6" W X 3/4" HT</b></p>		
<b>605-440</b>	506-23-19-01 <b>NEW</b> 506-23-19-01 506-25-59-32	
<p>Pre Filter - (3) Layer foam filter. Fits Models: K950 Active &amp; K960 Cut Quik saws. <b>Size: 10-3/8" L X 5-1/4" W X 3/4" HT approximately</b> (Also see our 605-438 Air Filter)</p>		
<b>605-378</b>	506-36-72-02 <b>NEW</b> 506-36-72-01	
<p>Air Filter Panel air filter for model: K750. <b>Size: 4-15/16" LX 4-1/2" W X 1-3/8" HT.</b> (For use with our 605-377 pre filter)</p>		

ICS - New Heading

<b>605-710</b>	71752	
<p>Air filter for ICS Cut-off saws. Models: 603GC, 613GC, 633GC &amp; 680GC. <b>Size: 3-7/8" OD X 2-3/8" ID X 3-1/4" HT</b></p>		
<b>605-711</b>	73336	
<p>Pre filter for our 605-710. <b>Size: 2-3/8" Bottom OD X 2-9/16" Top OD.</b></p>		

## JACOBSEN

## JOHN DEERE continued

Part#	O.E.M	Application
<b>100-519</b>	549593 Bobcat# 48426 Dixie Chopper# 90122 Excel# 03029 Hustler# 03029 Sabo# A819016 Yanmar# 12464-12510	
<p>Primary Air filter. Fits models LF100, LF123, LF128 &amp; LF3810. (Sealing washer included) <b>Size: 4" OD X 2-1/2" ID X 10-1/4" HT</b></p>		
<b>100-465</b>	502619 Cushman# 832537 Gutbrod# 090.83.392 Hako# 61-056, Sabo# P102745 Woods# 70649	
<p>Primary Air filter. Fits Green King 1671D and 1684D, Tri-King 1671D and 1684D. (Sealing washer included) <b>Size: 3-1/4" OD X 1-11/16" ID X 7-1/4" HT</b></p>		

Part#	O.E.M	Application
<b>102-343</b>	John Deere	
<p>Pre-filter for our 100-024. <b>Size: 7" L X 1-1/2" W</b></p>		
<b>100-032</b>	AM30800 Gravely# 15373	
<p>Fits 7 and 8 Hp engines. Models K161 and K181. <b>Size: 4-3/8" OD X 3" ID X 2-3/8" HT</b></p>		
<b>102-350</b>	John Deere	
<p>Pre-filter for our 100-032 <b>Size: 7" L X 2-3/8" W</b></p>		
<b>100-040</b>	AM31400 Cub Cadet# 385168R2	
<p>Fits 10,12 and 14 Hp engines. Models K241, K301 and K321. <b>Size: 6" OD X 4-5/8" ID X 1-7/8" HT</b></p>		
<b>100-750</b>	M45800	
<p>Pre Filter for our 100-040 <b>Size: 9" L X 1-3/4" W</b></p>		
<b>100-065</b>	AM37201 AM31034 Cub Cadet# 61606C1	
<p>Fits 10 thru 16, 17, 19 &amp; 22 Hp Kohler engines, Magnum vertical. Models K341, MV-16 thru 20, M10 thru M20, KT17, KT19, CV17 thru CV26 and CV730 thru CV740. Fits Onan 16 &amp; 18 Hp engines. Models BF, BFA, BG, BGA, B43 and B48. <b>Size: 6" OD X 4-5/8" ID X 3" HT.</b></p>		
<b>100-768</b>	ET 12340	
<p>Pre Filter for our 100-065 <b>Size: 8-3/4" L X 3" W</b></p>		
<b>100-016</b>	M47494	
<p>Fits 10 thru 20 Hp (quiet series engines), Models K241AQS, K301AQS, K321AQS &amp; K341AQS <b>Size: 7" OD X 5-1/2" ID X 2-1/2" HT</b></p>		
<b>100-017</b>	M84655	
<p>Pre Filter for our 100-016 <b>Size: 10-1/4" L X 2-3/16" W</b></p>		

## JOHN DEERE (also see KAWASAKI)

<b>100-078</b>	GY21055 MIU11511	
<p>Found in John Deere LA100 series tractors with 21 Hp B&amp;S engines. Model LA125 etc. <b>Size: 3" OD X 1-3/8" ID X 5-7/8" OH</b> (Includes pre filter) (Uses our 100-079 pre filter).</p>		
<b>100-079</b>	MIU 11513 <b>NEW</b>	
<p>Pre Cleaner - Fits our 100-078 above. <b>Size: 4-5/8" L X 5" W</b></p>		
<b>100-081</b>	M83339	
<p>Fits 2 thru 5 Hp horz. &amp; vert. Engines. <b>Size: 2-7/8" OD X 1-1/4" ID X 2-3/4" HT</b></p>		
<b>100-669</b>	PT7946	
<p>Pre-filter for our 100-081 &amp; 100-214 <b>Size: 4-1/2" L X 3-1/8" W</b></p>		
<b>100-024</b>	AM31024	
<p>Fits 4 thru 7 Hp engines. Models K90, K91, K141 &amp; K161 <b>Size: 4-3/8" OD X 3" ID X 1-1/2" HT</b></p>		

JOHN DEERE continued

JOHN DEERE continued

Part#	O.E.M	Application
<b>100-107</b>	M83646 Cub Cadet# 117210C1 Cub Cadet# 759-3547	
<p>Fits Kohler 8 thru 20 Hp engines. Models: K181, K241 thru K341, CH11 thru 14, KT17, KT19 and M18 thru 20 Magnum series horizontal shaft engines. <b>Size: 7" OD X 5-1/2" ID X 1-3/4" HT.</b></p>		
<b>102-335</b>	M83681	
<p>Pre Filter for our 100-107 <b>Size: 10-1/4" L X 1-5/8" W</b></p>		
<b>100-248</b>	AM31000	
<p>Fits 8, 10 and 12 hp engines. Models HH-80, 100 and 120. <b>Size: 4-3/8" OD X 3" ID X 4-3/4" HT</b></p>		
<b>100-206</b>	PT11025 PT15853	
<p>Fits 3-1/2 and 4 Hp Max engines, 5 Hp IC engines and 9 Hp CID (2-cycle) <b>Size: 6-1/4" L X 4-1/2" W X 7/8" HT</b></p>		
<b>100-207</b>	PT11025	
<p>Pre-filter for our 100-206</p>		
<b>100-772</b>	MIU11286	
<p>Fits John Deere models LA125, LA130 etc. <b>Size: 7-1/2" L X 4-1/2" W X 2" HT.</b></p>		
<b>100-304</b>	John Deere	
<p>Pre Cleaner for our 100-273 and 100-772.</p>		
<b>100-164</b>	AM38990	
<p>Fits 16 &amp; 18 Hp Vertical Twin Cylinder (L head). Models: 400700, 401700, 402700, 404700, 422700, 40A700, 42A700 and 460700. <b>Size: 9-5/8" L X 4-1/4" W X 2-1/2" HT.</b></p>		
<b>100-743</b>	M84655 PT8999	
<p>Pre-filter for our 100-164 and 100-080. <b>Size: 10-3/4" L X 2-5/8" W</b></p>		

Part#	O.E.M	Application
<b>100-080</b>	M149118 M146737	
<p>Fits models X465, 737 &amp; 757 Mid-Mount Z Tracks. <b>Size: 8" OD X 5-1/2" ID X 2-1/2" HT</b> (Uses our 100-743 Pre Filter)</p>		
<b>100-149</b>	AM106953 HE1402522 HE1402628	
<p>Fits 16 thru 20 Hp engines. Models NHA, NHB, B43, P216, P220, P224, NHC, T260 and P218. <b>Size: 8-1/8" OD X 6-3/8" ID X 2-1/8" HT.</b> (Uses our 100-875 Pre Filter).</p>		
<b>100-875</b>	HE1401496	
<p>Pre Cleaner for our 100-149 and 100-804.</p>		
<b>102-319</b>	AM101812	
<p>Fits 24 Hp engines. Models P216, P218, P220, P224 and P260. <b>Size: 8-1/4" OD X 6-3/8" ID X 3-7/8" HT</b></p>		
<b>102-137</b>		
<p>Pre Cleaner for our 102-319.</p>		
<b>100-941</b>	M92359 AM121608	
<p>Fits 11, 12-1/2 &amp; 14 Hp CV series; Command vertical engines. For OHV Command engines also found on John Deere model STX-38. <b>Size: 4-5/8" L X 3-3/4" W X 2-13/16" HT.</b> Fits 12-1/2 Hp Command CV series engines.</p>		
<b>102-418</b>	M92360	
<p>Pre-filter for our 100-941 <b>Size: 6" L X 2-3/4" W</b></p>		
<b>100-198</b>	AM37816	
<p>Fits 11 Hp IC vertical engines. John Deere models 111, 111H &amp; S92. <b>Size: 5-3/16" L X 3-1/4" W X 2-1/2" HT</b></p>		



## JOHN DEERE continued

## JOHN DEERE continued


Part#	O.E.M	Application
<b>100-092</b>	M71952	 <p>Fits model FA210. For 5.2 Hp engines. <b>Size: 3" OD X 2" HT</b> <b>Base size: 4-7/8" L X 4-1/4" W</b> (Uses our 100-093 Pre filter)</p>
<b>102-715</b>	M92547	 <p>Fits 5, 6 and 8 Hp horizontal engines. (Pre-filter included) Models EY17, EY20 and W1-185 <b>Size: 4-1/4" OD (bottom) X 2-5/8" OD (top) X 2-1/2" HT</b></p>
<b>102-716</b>		 <p>Pre filter for our 102-715</p>
<b>100-069</b>	AM100137 AM34093 Club Car# 1013379 Columbia# 291131-71 EZ-GO# 14416G1 Gravely# 21333 Kubota# 70000-4081 Wisconsin# LO188	 <p>Fits 17 and 20 Hp engines. For riding mower models 66 and 68 and lawn tractor models 317 &amp; 400. <b>Size: 4-1/4" OD X 2" ID X 6-1/4" HT</b></p>
<b>100-465</b>	AM108243 / M75144 CH15541 / AMT600 Jacobsen# 502619 Cushman# 832537 Woods# 70649	 <p>Primary Air Filter. Fits front mount mowers F911, F912, F915 and F932; lawn tractors 415 and 455. <b>Size: 3-1/4" OD X 1-11/16" ID X 7-1/4" HT</b></p>
<b>100-590</b>	M113621	 <p>Fits CH25, CH26, and TH16 models with canister type filter. (Use with our 100-593 Inner Filter) NOTE: 100-590 and 100-075 are the same. The only difference is the 100-590 has a blue seal and the 100-075 has a black seal. Same soft material, also 100-590 is the import version of our 100-550. <b>Size: 7 1/4" HT X 3 1/2" OD X 1 7/8" ID.</b></p>
<b>100-593</b>		 <p>Pre Filter / Inner Filter For our 100-590, 100-550 and 100-075. <b>Size: 1-5/8" OD X 1-3/8" ID X 6-3/4" HT</b></p>

Part#	O.E.M	Application
<b>100-467</b>	AM108184	 <p><b>NEW</b> Primary Air filter. Fits models: 3215A, 3215B, 3235, 3235A, 3235B, F1145, F925, F932, F935, 856, 755, 855, 955, 3215 and 3225B. <b>Size: 4" OD X 8-1/4" HT</b></p>
<b>100-468</b>	AM108185	 <p><b>NEW</b> Inner Air filter. Fits models: 3215A, 3215B, 3235, 3235A, 3235B, F1145, F925, F932, F935, 856, 755, 855, 955, 3215 &amp; 3225B. <b>Size: 7-1/4" overall height X 2-3/8" OD (Top) X 4-1/2" OD (Base)</b></p>
<b>100-217</b>	AM108242	 <p>Fits model 322 Tractors with gas engines &amp; all model 332 Tractors, also fits models 420 &amp; 430. <b>Size: 3-1/4" OD X 7-1/2" HT</b> (While Quantities Last)</p>
<b>100-519</b>	CH12767	 <p>Primary Air filter Fits models LF100, LF123, LF128 and LF3810. Kubota "L" series 20 Hp and higher engines. Fits models L275, L285, L295, L295DT, L305, L345, L345DT, L355SS, L2250, L2550, L2650, L2850, L2950, L3450, L3650, M4000, M4050, M4500, M4500C &amp; M4500DT. Fits 62" and 72" Toro Groundmaster, Greenmaster 3000D &amp; Reelmaster. <b>Size: 4" OD X 2-1/2" ID X 10-1/4" HT</b> (Sealing washer included)</p>

## JONSEREDS

<b>605-060</b>	537 02 40-03	 <p><b>NEW</b> Air Filter. (Twist on). Fits chain saw models: 2141, 2145, 2149, 2150 and 2152. Air filter attaches by simply twisting on the carburetor manifold. Note: Some 346 and 353 models use a steel snap to connect. See picture for clarification.</p>
<b>605-173</b>	501 80 71-01 501 80 71-05	 <p>Fits Chain saw 630 Nylon mess style (2 bolt) <b>Size: 3-1/2" L X 3.735" W X 1-3/8" HT</b></p>

JONSEREDS continued

Part#	O.E.M	Application
<b>605-062</b>	503 81 45-03	
<b>NEW</b>		
<p>Fits chain saw models: 2063, 2071, 2163 and 2171. Nylon mesh style.  <b>Size: 3-5/8" L X 2-7/8" W X 1-5/8" HT.</b>                      NOTE: Picture shows front and back views for reference.</p>		

KAWASAKI






<b>100-347</b>	11013-2021 John Deere# AM101191 Wheel Horse# KW10071	
<p>Fits 12-1/2 Hp engines. Model FB-460.  <b>Size: 7" L X 2-1/4" W X 2-5/8" HT</b>                      (Pre-filter included)</p>		
<b>100-354</b>	11013-2020 John Deere# M88571 John Deere# M115978	
<p>Pre-filter for our 100-059 &amp; 100-347.  <b>Size: 7-3/4" L X 2-1/8" W</b></p>		
<b>100-188</b>	11013-2120 11013-2175 John Deere# M79451	
<p>Fits 4-1/2 and 5 Hp vertical engines. Model FC150V.                      For walk behind mowers.  <b>Size: 4" L X 2-1/2" W X 2-3/8" HT</b></p>		
<b>100-202</b>	11013-2119 11013-2116 11013-2174 John Deere# M77555	
<p>Pre-filter for our 100-188  <b>Size: 4-5/8" L X 1-7/8" W</b></p>		
<b>100-054</b>	11013-2093 John Deere# M70284	
<p>Fits 9 Hp Kawasaki engines. Kawasaki model FC290Y, JD model RX75.  <b>Size: 4-3/4" L X 2-7/8" HT 2-3/4" W (wide end) X 1-15/16" W (narrow end)</b></p>		
<b>100-055</b>	11013-2092 John Deere# M70283	
<p>Pre Filter for our 100-054:  <b>Size: 5" L X 2-3/8" W</b></p>		

KAWASAKI continued

Part#	O.E.M	Application
<b>100-052</b>	11013-2141 11013-2110 John Deere# M97211 John Deere# AM104560	
<p>Fits 14 Hp vertical engines. Model FC420V.  <b>Size: 6-1/4" L X 3" W X 3-1/8" HT</b></p>		
<b>100-056</b>	11013-2109 John Deere# M74285	
<p>Pre Filter for our 100-052 :  <b>Size: 7-1/2" L X 2-3/4" W</b></p>		
<b>102-236</b>	11013-2098 11013-2143 11013-1214 John Deere# M70128 John Deere# M97266	
<p>Fits 17 Hp Kawasaki OHV engines. Model FC540  <b>Size: 7-1/2" L X 3-3/8" HT 3-1/4" W (wide end) X 2-1/8" W (narrow end)</b> (Pre-filter included)</p>		
<b>102-491</b>	11013-2097 John Deere# M70127	
<p>Pre Filter for our 102-236:  <b>Size: 8-1/2" L X 2-5/8" W</b></p>		
<b>100-053</b>	11013-2139 11029-2005 John Deere# M117254	
<p>Fits 20 Hp engine. Model FD-620, also found on 22 Hp, John Deere model 445.  <b>Size: 7-3/4" L X 4-1/2" W X 2-3/4" HT</b></p>		
<b>102-292</b>	11013-2114	
<p>Pre Filter for our 100-053 and 100-318</p>		
<b>100-318</b>	11013-2114 11029-2001 11013-2115 Gravely# 21495800 Gravely# 21495900 Gravely# 21496000 John Deere# M76077 John Deere# M76076	
<p>Fits 18 Hp water cooled engines. Model FD590V and AS05.  <b>Size: 8-3/4" L X 3-5/8" W X 2-3/4" HT</b></p>		

## KAWASAKI continued

## KAWASAKI continued

Part#	O.E.M	Application
<b>102-296</b>	11013-2135 11013-2146 11029-2006 John Deere# M96847 John Deere# M115978	
Fits models FD440 B and C. <b>Size: 7" L X 3-5/8" W X 2-1/2" HT</b>		
<b>102-298</b>	11013-2134	
Pre-filter for our 102-296		
<b>100-584</b>	11029-7002 11029-7012 11013-7010 11013-7024	
For 19, 22, 23 and 25 Hp engines. Models FH601V and FH721V <b>Size: 7-3/8" L X 3" W X 3" HT</b>		
<b>100-585</b>	11013-7009	
Pre-filter for our 100-584		
<b>100-050</b>	11013-7002 John Deere# M137556 Cub Cadet# 4902000004	
Fits 15 thru 18 Hp V-Twin engines. Models: FH451V, FH500V and FH531V. Blue Seal <b>Size: 8-1/4" L X 6-3/8" W X 1-1/4" HT</b> Same as our 100-328 but without (2) tabs on filter base.		
<b>100-051</b>	11013-7001	
Pre-filter for our 100-050 and 100-328.		
<b>100-328</b>	11013-7006	
Fits models FH451 and FH500 Black Seal. Same as our 100-050 but with (2) tabs on filter base. NOTE: For LP gas applications only <b>Size: 8-1/4" L X 6-3/8" W X 1-1/4" HT</b>		
<b>100-381</b>	11013-21811	
Blue Seal <b>Size: 8-3/32" L X 2-5/16" W X 1-1/8" HT</b> (Includes pre filter - 3/8" HT)		

Part#	O.E.M	Application
<b>100-398</b>	11029-7010 11029-7016 11029-7021	
Fits 6.5 Hp model FJ180V-AS04 used on Cub Cadet mowers. Blue Seal. <b>Size: 8-5/8" L X 2-5/8" W X 1" HT</b>		
<b>100-399</b>	11013-7018 11013-7032	
Pre-filter for our 100-398. For model FJ180V-AS04 vertical shaft OHV engines.		
<b>100-393</b>	11013-7017	
Fits models FH-381V and FH-430V. For 13, 15, 18 and 21 Hp engines. Blue Seal <b>Size: 7-1/4" L X 4-1/4" W X 1" HT</b>		
<b>100-395</b>	11013-7016	
Pre-filter for our 100-393		
<b>100-390</b>	11029-2021 NEW	
Fits Backpack Blower with Kawasaki engines Models: KRB750A, KRB750AC / B / BC and HG750AAS. Also replaces Ybravo 301045-1. <b>Size: 5" L X 4-1/8" W X 1-3/8" HT</b>		
<b>100-325</b>	11013-2132 11013-2133 11013-2182 John Deere# PT18389	
Fits models FE-120 and FE-170. Fits model KAWASAKI FE120D, FE170D, FD671D, FD721D, FD750D; FOR 4HP, 5.5HP, 23HP and 24HP engines. <b>Size: 5-15/16" L X 3" W X 2-3/8" HT.</b> (Pre-filter included)		
<b>100-092</b>	49064-2059 3144AA-1312A John Deere# M71952	
Fits 5.2 Hp engines. Model FA210. <b>Size: 3" OD X 2" HT, Base size: 4-7/8" L X 4-1/4" W</b>		
<b>100-093</b>	11013-2010	
Pre-filter for our 100-092		

KAWASAKI continued

Part#	O.E.M	Application
<b>102-327</b>	11013-2186 11013-2195 11013-2213	
<p>Fits 27 Hp engines. Models FD671D, FD711D and FD750D. <b>Size: 7-7/8" OD X 5-15/16" ID X 2-13/16" HT</b></p>		
<b>102-324</b>	11013-2194	
<p>Pre-filter for our 102-327</p>		
<b>100-080</b>	11013-7011 11013-7015 11013-7022 John Deere# M149118 John Deere# M146737	
<p>Fits 20 thru 21 Hp and 25 Hp Kawasaki engines. For 25 Hp liquid cooled engines. Models: FH641D &amp; FH721D. <b>Size: 8" OD X 5-1/2" ID X 2-1/2" HT</b></p>		
<b>100-743</b>	11013-7023	
<p>Pre-filter for our 100-080.</p>		
<b>100-588</b>	11013-7026 11013-7031 John Deere# M151769	
<p>Fits FH381V-S20 thru FH381V-S28 and FH430V-S21 thru FH280V-S24; FH 381V, 450V, 541V and 580V. For 13, 15, 17 &amp; (TTHP) 19KA engines. <b>Size: 7-3/8" L X 3-3/8" W X 2-3/8" HT</b></p>		
<b>100-589</b>	11013-7025 John Deere# M151768	
<p>Pre filter for our 100-588.</p>		
<b>100-091</b>	11029-7023	
<p><b>NEW</b> Fits Kawasaki model FJ180V; 6 Hp vertical crankshaft engines. <b>Size: 3-1/2" X 2-1/4" ID X 2-3/4" HT</b> (Includes: Pre Filter)</p>		
<b>100-595</b>	11013-7038	
<p><b>NEW</b> Air filter fits, Models: FX751V, FX801V, FX850V, FX921V &amp; FXT00V. (For use with our 100-596 air filter) <b>Size: 10-3/4" L X 4-1/8" Seal OD X 3-1/8" Seal ID X 4" Closed End OD.</b> Replaces Fleetguard# AF26168</p>		

KAWASAKI continued

Part#	O.E.M	Application
<b>100-596</b>	11013-7039	
<p><b>NEW</b> Inner filter / Pre filter for Kawasaki. Models: FX751V, FX801V, FX850V, FX921V and FXT00V. <b>Size: 10" L X 3" Seal OD X 2" Seal ID X 1-5/8" Closed End OD.</b> Replaces Fleetguard# AF26166. (For use with our 100-595 air filter)</p>		








KOHLER

<b>100-024</b>	230840 Cub Cadet# 385163R2 Gravely# 020299 Massey# 1035-991-M1	
<p>Fits 4 thru 7 Hp engines. Models K90, K91, K141 and K161 <b>Size: 4-3/8" OD X 3" ID X 1-1/2" HT</b></p>		
<b>102-343</b>	234870	
<p>Pre-filter for our 100-024 <b>Size: 7" L X 1-1/2" W</b></p>		
<b>100-032</b>	23 1847-S 25 883-01 Cub Cadet# 548436R1 Gravely# 015373	
<p>Fits Kohler 7 and 8 Hp engines. Models K161 and K181. <b>Size: 4-3/8" OD X 3" ID X 2-3/8" HT</b></p>		
<b>102-350</b>	234869	
<p>Pre-filter for our 100-032 <b>Size: 7" L X 2-3/8" W</b></p>		
<b>100-040</b>	23 5116 25 883-03S Case# C-28883 Cub Cadet# 385168R2 Gravely# 010900 Wisconsin# LO194A	
<p>Fits 8 thru 16 Hp engines. Models: M8, K241, K301, K321. <b>Size: 6" OD X 4-5/8" ID X 1-7/8" HT.</b></p>		
<b>100-750</b>	237421 237421S Gravely# 019332	
<p>Pre Filter for our 100-040 <b>Size: 9" L X 1-3/4" W</b></p>		

## KOHLER continued

Part#	O.E.M	Application
<b>100-065</b>	45-083-02 Cub Cadet# 61606C1 Cub Cadet# 759-3359 Gravely# 034766 / 046344 Onan# 140-1216 Massey# 1044627MI	
Fits 10 thru 18 Hp Magnum vertical engines. Models K341, MV16 thru 20, CV22 and M10 thru 16. <b>Size: 6" OD X 4-5/8" ID X 3" HT</b>		
<b>100-768</b>	45-083-01 45-083-01S Case# C-20405 Gravely# 034768 Gravely# 046346 / 085639	
Pre Filter for our 100-065: <b>Size: 8-3/4" L X 3" W</b>		
<b>100-016</b>	47-083-03 47-083-03S	
Fits 10 thru 22 Hp (quiet series engines) Models K241AQS, K301AQS, K321AQS, K341AQS, K361, CH18, 20, 22 & CV16. <b>Size: 7" OD X 5-1/2" ID X 2-1/2" HT.</b>		
<b>100-017</b>	41-083-04 24-083-02	
Pre Filter for our 100-016: <b>Size: 10-1/4" L X 2-3/8" W</b>		
<b>100-107</b>	47-083-01 47-083-01S Cub Cadet# 117210C1 Cub Cadet# 759-3547 Gravely# 032494	
Fits 8 thru 20 Hp Magnum engines. Models K181, K241 thru K341, CH11 thru 15, KT17, KT19 and M18 thru 20 Magnum series horizontal shaft engines. <b>Size: 7" OD X 5-1/2" ID X 1-3/4" HT</b>		
<b>102-335</b>	52-083-01 52-083-01S	
Pre Filter for our 100-107 <b>Size: 10-1/4" L X 1-5/8" W</b>		
<b>100-030</b>	24-083-03 24-083-03S	
Fits 18 thru 25 Hp Command engines. Models CH18, CH20, CH730 thru CH740, CV18 thru CV25 and CV675 thru CV740. <b>Size: 7" OD X 5-1/2" ID X 3" HT.</b>		
<b>102-366</b>	24-083-05 24-083-05S	
Pre Filter for our 100-030 <b>Size: 10-1/4" L X 2-7/8" W</b>		

## KOHLER continued

Part#	O.E.M	Application
<b>100-057</b>	277138 277138S	
Fits 12, 14, 18, 20 and 23 Hp engines. Models K301, K321, K482, K532 & K582. <b>Size: 6" OD X 4-3/4" ID X 4" HT</b>		
<b>100-058</b>	277593	
Pre-filter for our 100-057 <b>Size: 9-1/4" L X 4" W</b>		
<b>100-923</b>	28-083-03 28-083-03S	
Fits "TH" & "CH" 16 & 18 Command series engines TH 16-52501-52532 except 52503, 52509, 52512, 52513, 52519, 52520; TH 18-52501, 54526 except 52502, 52503, 52509, 52512, 52513, 52519 and 52520. <b>Size: 9-1/4" L X 6-3/4" W X 1-1/2" HT</b>		
<b>100-924</b>	28-083-02 28-083-02S	
Pre Filter for our 100-923		
<b>100-111</b>	15-083-01	
Fits 5 Hp Command series engines. Model M5. <b>Size: 4" L X 4" W X 7/8" HT</b>		
<b>100-103</b>	15-083-05	
Pre Filter for our 100-111		
<b>100-715</b> <b>NEW</b>	14-083-01 14-083-01S	
Fit Kohler models: XT-6 and XT-7. <b>Size: 5-3/4" L X 3-1/2" W X 1" HT.</b> (Uses our Pre Filter 100-716).		
<b>100-716</b> <b>NEW</b>	14-083-02 14-083-02S	
Pre Cleaner for our 100-715. Found on Honda, Kohler and MTD equipment. <b>Size: 5-1/2" L X 3-1/4" W X 1/4" HT</b>		
<b>100-003</b> <b>NEW</b>	32-083-06S	
Fits SV810 thru SV830 series engines. Taller version of our 100-005. <b>Size: (5-3/4" X 4-3/4") OD X (4" X 2-3/4") ID X 3-1/8" HT.</b>		
<b>100-825</b> <b>NEW</b>	32-083-08 32-083-08S	
Pre Filter for our 100-003 air filter. Found on Kohler Courage PRO SV810 thru SV840.		


KOHLER continued

Part#	O.E.M	Application
<b>100-005</b>	32-083-03-S	 Fits SV710, SV720, SV730, SV735 and SV740. For Courage twin engines. <b>Size: 5-3/4" X 4-3/4" OD X 4" X 2-3/4" ID X 1-3/4" HT</b>
<b>102-298</b>	Pre filter	 Pre-filter for our 100-005.
<b>100-066</b>	20-083-02S Cub Cadet# OCC-20 083 02	 Fits models SV470S, SV480, SV530S, SV540S, SV590S, SV600S and SV610 Courage single series. For 15 thru 17 Hp engines. <b>Size: 8" L X 7-3/4" W X 1-1/2" HT</b>
<b>100-941</b>	12-083-05 12-083-05S	 Fits 11, 12-1/2 and 1 4 Hp Command vertical engines. For OHV Command engines <b>Size: 4-5/8" L X 3-3/4" W X 2-13/16" HT</b>
<b>102-418</b>	12-083-08 12-083-08S	 Pre-filter for our 100-941 <b>Size: 6" L X 2-3/4" W</b>
<b>100-942</b>	12-083-10 12-083-10S 12-083-16	 Fits CV11 thru CV16 large capacity engines and CV460 thru CV491. For 11 thru 16 Hp Command engines. <b>Size: 4-5/8" L X 3-3/4" W X 3-3/8" HT</b>
<b>100-943</b>	12-083-12	 Pre-filter for our 100-942 <b>Size: 6-3/8" L X 3-1/4" W</b>
<b>100-583</b>	25-083-01 25-083-01S	 Fits models: CV16-CV26, CH730-CH750, CV745, CH18-CH26, LH640, LH685 and LH690; For 16 - 26 Hp engines. <b>Size: 4" OD X 2-13/32" ID X 10-1/2" HT</b>

KOHLER continued

Part#	O.E.M	Application
<b>100-956</b>	25-083-04 25-083-04S	 Inner Filter / Pre, Filter for our <b>100-583</b>
<b>100-590</b>	25-083-02S Exmark# 93-2195 Exmark# 108-3811 Walker# 5090-01	 Fits models CH25, CH26 and TH16 models with canister type filter. <b>Size: 3-1/2" OD X 1-7/8" ID X 7-1/4" HT</b>
<b>100-593</b>	25-083-03S	 Inner Filter / Pre Filter for our 100-590, 100-550 & 100-075 <b>Size: 1-5/8" OD X 1-3/8" ID X 6-3/4" HT</b>
<b>100-989</b>	28-083-04 28-083-04S	 Fits models TH16 and TH18 with tank and OHC16 engines. <b>Size: 4-1/2" OD X 3-1/8" ID X 4-1/4" HT</b>
<b>100-990</b>	28-083-06 28-083-06S	 Pre Filter for our 100-989.
<b>100-583</b>	25-083-01 25-083-01S	 Fits models: CV16-CV26, CH730-CH750, CV745, CH18-CH26, LH640, LH685 and LH690; For 16 - 26 Hp engines. Toro models: Z Master 200 series and mid-mount zero turn mowers with Command pro engines; models 540000 and 610000 series. <b>Size: 4" OD X 2-13/32" ID X 10-1/2" HT.</b> (Uses our 100-956 Inner Filter)
<b>100-956</b>	25-083-04 25-083-04S	 Inner air filter for our 100-583

KUBOTA

<b>100-580</b>	12681-11220	 Fits 5 Hp engines. For self propelled mowers. <b>Size: 7-7/8" L X 2-1/8" W X 2" HT</b>
----------------	-------------	---



## KUBOTA continued

Part#	O.E.M	Application
<b>100-581</b>		
		Pre Filter for our 100-580
<b>100-327</b>	15852-11081 15852-11082 Yamaha# 15852-1122	
		Fits models B20, B1550 and B1750, D, E, HSD, HSE, HST and G-1800S, G-1900HST, G-2000, G-2000S, G-3200, G-4200, G-5200H, G-6200H also GF1800, F2100 and F2400. <b>Size: 3-1/4" Top OD X 1-11/16" ID X 7-1/4" HT</b> Also fits Yamaha diesel generator model 6500.
<b>100-465</b>	70000-11221 15222-11221 Jacobsen# 502619 Onan# 140P842 Toro# 33-1300 / Woods# 70649	
		Fits Kubota "B" series - 21 and 24 Hp. Fits models B5100, B5200, B6100, B6100DT, B6100HST, B7100, B7100DT, B7100HST, B8200HST, L225, L225DT, L235, L245, L245DT, L245H, L260H <b>Size: 3-1/4" OD X 1-11/16" ID X 7-1/4" HT</b>
<b>100-519</b>	70000-11081 Bobcat# 48426 Dixie Chopper# 90122 Hustler# 03029 Sabo# A819016 Toro# 27-7110	
		Fits Kubota "L" series 20 Hp and higher engines. Fits models L275, L285, L295, L295DT, L305, L345, L345DT, L355SS, L2250, L2550, L2650, L2850, L2950, L3450, L3650, M4000, M4050, M4500, M4500C & M4500DT. <b>Size: 4" OD X 2-1/2" ID X 10-1/4" HT</b>
<b>100-590</b>	K1211-82320 Exmark# 93-2195 Exmark# 108-3811 Gravely# 21512500 Walker# 5090-01	
		Fits Kubota models with Kohler CH25, CH26 and TH16 (canister models only). <b>Size: 3-1/2" OD X 1-7/8" ID X 7-1/4" HT</b>
<b>100-593</b>	TA040-93220	
		Inner Filter / Pre Filter For our 100-590. <b>Size: 1-5/8" OD X 1-3/8" ID X 6-3/4</b>

## KUBOTA continued

Part#	O.E.M	Application
<b>100-583</b>	TA040-93230	
		Fits Kubota commercial mowers. Fits Kohler heavy duty air filter kit 24-743-22S. Fits models: CH18S, CH20S, CH22S, CH25S and CH26S with heavy duty dual element filters. Also used on Toro Z-Master 200 series mowers. <b>Size: 4" OD X 2-13/32" ID X 10-1/2" HT</b>
<b>100-956</b>		
		Inner Filter / Pre Filter For our 100-583.
<b>100-626</b>	3181-82240 <b>NEW</b> K3181-82240	
		Fits models: ZD323, ZD326 and ZD331. Found in Zero Turn Mowers with Kubota D1005 3 cylinder diesel engines <b>Size: 10" overall height X 4-1/2" OD X 2-5/8" ID.</b> (Use with our 100-627 inner filter)
<b>100-627</b>	3181-82250 <b>NEW</b> K3181-82250	
		Inner Air Filter Fits models: ZD323, ZD326 and ZD331. Found in Zero Turn Mowers with Kubota D1005 3 cylinder diesel engines. <b>Size: 9-1/4" Long X 2-1/4" OD (closed end) X 2-1/8" OD (open end) X 1-5/8" ID approximately</b> (For use with our 100-626 air filter)
<b>100-069</b>	7000-04081	
		Fits 17 and 20 Hp engines. <b>Size: 4-1/4" OD X 2" ID X 6-1/4" HT</b>


## LAWN BOY

<b>100-271</b>	610312 AYP# 83054 Ryan# 610312	
		Fits gas Trimmers Models 261, 262, 263, 264, 265, 265-T, 265-1, 274, 275, 275-1, 284, 285, 500, 520, 540 & 580. <b>Size: 2-3/4" L X 1-5/16" W X 1/2" HT</b>
<b>100-677</b>	602016	
		Fits older Lawn Boy push mower models. Model Iron-Horse etc. <b>Size: 2-1/4" OD X 1-3/8" HT</b>



LAWN BOY continued

Part#	O.E.M	Application
<b>100-594</b>	604274	
Fits F series Lawn Boy push mower models. <b>Size: 3-3/16" OD X 1-1/4" HT</b>		
<b>100-602</b>	607580	
Fits C and D series Lawn Boy push mower models. <b>Size: 4" L X 2-1/8" W X 7/8" HT</b>		
<b>100-586</b>	609493	
Fits F series Lawn Boy push mower models. <b>Size: 4-1/2" L X 2-1/2" W X 1-1/4" HT</b>		
<b>100-574</b>	95-5574 Toro# 95-5574	
Fits late model 2-cycle mowers. For Lawn Boy and Toro models. <b>Size: 5-1/2" L X 3" W X 1-1/4" HT</b>		
<b>102-616</b>	613361	
Fits "M" series engines. <b>Size: 6-9/16" L X 3-7/8" W X 13/16" HT</b>		
<b>102-624</b>	614245 613435	
Pre filter for our 102-616		



LOMBARD

<b>605-025</b>	
Fits Chain Saw model COMANGO <b>Size: 3-7/8" L X 3-5/8" W</b>	

MAKITA (also see Dolmar)

<b>605-001</b>	001-173-020 Dolmar# 001-173-020 Sachs# 001-173-020	
Fits Concrete Saws. Model 309 <b>Size: 2-1/16" Top OD X 2" ID X 2-13/16" HT</b>		
<b>605-355</b>	394-173-010 Wacker# 0108076 Wacker# 0108077	
Fits Concrete Saws. Models: DPC6300, 6201, 7300C, 7301 also PC6212, PC6214, PC6412, PC6414, PC7312, PC7314 & PC8140. Also found on Wacker models <b>Size: 4-1/8" L X 3" W X 2-5/16" HT</b>		

MAKITA continued

Part#	O.E.M	Application
<b>605-358</b>	394-173-030 394-173-030A Wacker# 0108074	
Pre Filter for our 605-355 3 layer foam filter also found on older style Wacker models: BTS. NOTE: Two images shown for reference		
<b>605-206</b>	261598	
Fits Trimmer models: MC2300, MC2600 and MC3210. <b>Size: 2-3/16" OD X 1-5/16" ID X 1" HT</b>		






McCULLOCH

<b>605-204</b>	214224 / 216905 61460 / 91460	
Fits chain saw models: 110, 120, 130, Mini Mac and Eager Beaver <b>Size: 2" OD X 7/8" HT</b>		
<b>605-339</b>	300385 213883 / 215803	
Fits Chain Saws and Blowers. Models 300 and 385. <b>Size: 4" L X 2-7/8" W</b>		
<b>605-215</b>	89072 92410	
Fits Chain Saw. Model 510 <b>Size: 3-1/4" L X 3-1/4" W</b>		
<b>605-253</b>	68685 91458	
Fits Chain Saw. Model Power Mac <b>Size: 3" L X 2-1/4" W</b>		
<b>605-216</b>	55498	
Fits Chain Saws. Models D44, 14, 150, 160 and all Super series Super 250 & 550. <b>Size: 5-3/8" L X 5-1/4" W</b>		
<b>605-261</b>	85387 215681	
Fits Chain Saws. Models 800, 805 and 850. <b>Size: 5-3/8" L X 5-1/8" W</b>		
<b>605-246</b>	69922 92420 / 216685	
Fits McCulloch Chain Saws. Models 10-10 and 700 series <b>Size: 4-3/8" L X 4-1/8" W</b>		





## McCulloch continued

Part#	O.E.M	Application
<b>605-212</b>	94970 322001 / 215456	 Fits Chain Saws. Models 310, 320, 330 and Eager Beaver 2.1 <b>Size: 3-3/16" L X 2-11/16" W</b>
<b>605-238</b>	95213 214226	 Fits McCulloch chain saws models: 600, 610 series and Eager Beaver 3.7 (Raised centre) <b>Size: 4-3/8" L X 4-1/4" W</b>
<b>605-404</b>	215013	 Fits most Trimmers equipped with Kioritz engines. (16cc & 21cc). Fits Toro 16cc and 21cc Trimmers. <b>Size: 2-1/2" OD X 2-5/8" L X 11/16" HT</b>



## ONAN

<b>100-156</b>	140-0495	 Fits models BFA, BGA, CCKA, CCKB, NH, NHB & NHC. <b>Size: 4-1/2" OD X 3" ID X 3-1/4" HT</b>
<b>102-941</b>	140-2379 140-1891	 Fits 4000BGE Emerald Generators. <b>Size: 4" OD X 2-3/4" ID X 3-1/8" HT</b>
<b>102-459</b>	Onan Pre-filter	 Pre Filter for our 102-941
<b>100-061</b>	140-2331 140-3111 140-2535 140-2588	 Fits 12-1/2 and 14 Hp engines. Models 125V, E125V and Elite 125. <b>Size: 4-1/8" L X 3-1/8" ID X 2-1/4" W X 3-3/4" HT.</b>
<b>100-077</b>	140-2335 140-2335-01	 Pre-filter for our 100-061






## ONAN continued

Part#	O.E.M	Application
<b>100-433</b>	140-2199 140-2597	 Fits 16 and 20 Hp engines. For Performer series models 216, 218 and 220 vertical shaft engines. For Onan Generators equipped w/Kubota engines. <b>Size: 6-3/4" L X 4-1/4" W X 3" HT</b>
<b>100-063</b>	140-2255	 Pre-filter for our 100-433
<b>100-065</b>	140-1216 Cub Cadet# 759-3359 Cub Cadet# 61606C1 Gravely# 034766 Gravely# 043644 / 085637 Massey# 1044627MI	 Fits 16 and 18 Hp engines. Models BF, BFA, BG, BGA, B43 and B48 also K341, MV16 thru 20 & M10 thru M16, KT17, KT19. <b>Size: 6" OD X 4-5/8" ID X 3" HT</b>
<b>100-768</b>	140-1218 Case# C-20405 Gravely# 034768 Gravely# 046346 / 085639	 Pre-filter for our 100-065 <b>Size: 8-3/4" L X 3" W</b>
<b>100-465</b>	140P842 140-2842 Cushman# 832537 Woods# 70649	 Primary air filter For "B" series below 20 Hp. <b>Size: 3-1/4" OD X 1-11/16" ID X 7-1/4" HT</b>
<b>100-149</b>	140-1228 140-2522 140-2628 Grasshopper# 100941 MTD# 751-10298 Toro/Wheel# NN10774	 Fits 16 thru 20 Hp engines. Models NHA, NHB, B43, P216, P220, P224, NHC, T260 and P218. <b>Size: 8-1/8" OD X 6-3/8" ID X 2-1/8" HT</b>
<b>100-875</b>	140-1496 140-1496-01 Toro/Wheel# NN10176 John Deere# HE140-1496	 Pre-filter for our 100-149


ONAN continued

Part#	O.E.M	Application
<b>102-319</b>	140-1911 140-2523 140-2628-02	
Fits 24 Hp engines. Models P216, P218, P220, P224 and P260. <b>Size: 8-1/4" OD X 6-3/8" ID X 3-7/8" HT</b>		
<b>102-137</b>	140-1912 140-1912-01	
Pre-filter for our 102-319.		
<b>100-408</b>	140-3010	
Fits 12.5 thru 14 Hp engines. Models E125V, E140V (begin spec C), E140V (begin spec C), E125H, E140H. Fits Cub Cadet models 2140, 2145 and 2146. <b>Size: 7-3/4" OD X 4-3/4" W X 2-1/8" HT</b>		

PARTNER

<b>605-338</b>	506 22 42-01 531 03 14-97	
Fits Concrete / Cut-off Saws Models K650 Active and K700 Active <b>Size: 4-3/4" L X 3-3/8" W X 2-1/8" HT</b> Note: Top and Bottom images shown or reference		
<b>605-239</b>	506 226 301 999810	
Pre filter Model K650 Active & K700. (3) layer foam filter. <b>Size: 7-7/8" L X 4-1/2" W X 3/4" HT</b>		
<b>605-438</b>	506 23 18-01 506 23 18-02	
Fits Concrete / Cut-off Saws Models K950 and K1250 Active and K950 chain saws. <b>Size: 6" L X 4-1/8" W X 2-5/8" HT</b>		
<b>605-194</b>	506 07 64-01	
Fits Concrete / Cut-off Saws Model K-650 OLD. Nylon mesh inner conical filter with rubber seal <b>Size: 1-9/16" bottom OD X 2-7/16" HT</b>		
<b>605-192</b>	505 31 55-46	
Fits Concrete / Cut-off Saws Model K-650 OLD Foam outer filter		

PARTNER continued

Part#	O.E.M	Application
<b>605-273</b>	505 31 55-45	
Fits Concrete / Cut-off Saws Model K-650, Felt Pre-filter (newer style) Not for our 605-338		
<b>605-378</b>	544 18 16 01	
<b>NEW</b> Panel Air filter for Concrete / Cut Quik Saw model: K750. <b>Base Size: 4-15/16" L X 4-1/2" W X 1-3/8" HT</b> (For use with our 605-377 pre filter)		
<b>605-377</b>	506 36 71-01	
Pre filter, Model K750 cut-off saws. <b>Size: 7-5/64" L X 5-1/2" W X 13/16" HT</b>		
<b>605-440</b>	506 23 19-01 506 25 59-32	
<b>NEW</b> (3) Layer foam filter. Fits chain saw models: K950 Active & K960 Cut Quik saws. <b>Size: 10-3/8" L X 5-1/4" W X 3/4" HT approximately</b>		
<b>605-127</b>	315475	
Fits Chain Saws. Models R-16, S-50, S-55, P-55 and P-70. <b>Size: 4-3/4" L X 2-3/4" W X 5/8" HT</b>		




POULAN

<b>605-486</b>	036141 530-036141	
Fits chain saw models: 2200, 2500, 2600, 2700, 2750, 2775, 2900, 3050, PP4620AVHD, PP4620AVL & Poulan Pro 255, 295, 310 and 315.		
<b>605-402</b>	24548 / 20913 530-024548 952-014129	
Fits Poulan Chain Saws Models 3400 and 3700. <b>Size: 3-7/8" L X 2-5/8" W X 1" HT</b>		
<b>605-410</b>	2586 530-002586 530-02586	
Fits Chain Saw Model 361 <b>Size: 4-1/8" L X 3-1/2" W</b>		
<b>605-404</b>	91886 530091886	
Fits most Trimmers equipped with Kioritz engines. (16cc & 21cc). Fits Toro 16cc and 21cc Trimmers. <b>Size: 2-1/2" OD X 2-5/8" L X 11/16" HT</b>		

## POULAN continued

Part#	O.E.M	Application
<b>605-428</b>	23791 530-023791	
Fits Chain Saws. Models Micro XXV, Micro 25, 180, 200, 205, 225, 235, 236, 1800, 2000, 2100, 2350 and 2400. <b>Size: 2-5/8" L X 1-1/2" W X 1" HT</b>		
<b>605-436</b>	23369 530-023369	
Fits Chain Saws Models 25 and 25DA <b>Size: 3-3/8" L X 1-5/8" W X 1-1/4" HT</b>		
<b>605-515</b>	37793 530-37793	
Fits chain saw models: 1900, 1950, 1975, 2025, 2050, 2055, 2075, 210, 2150, 2175, 2250, 230, 2450, 2550, 260, Pro 221, 221LE, 2375, Wild Thing, 1900, 2350, 2375, 2450, 2555FLW, PP220, PP221, PP230, PP230, PP260, BH2160 and Woodsman; Snapper models: S1634, S1838 and others. <b>Size: 3-1/4" L X 2-1/2" W X 3/4" HT</b>		
<b>605-464</b>	530-036575	
Fits Trimmers. Fits Featherlite and other gas trimmers. <b>Size: 1-7/8" L X 1-7/8" W X 1/2" HT</b>		
<b>605-465</b>	530-049383	
Fits Blowers. Fits BV series gas blowers. <b>Size: 2-1/2" OD X 1-1/2" ID X 1" HT</b>		

## REDMAX

<b>605-011</b>	1601-82310 1650-82310	
Fits Red Max Trimmers. Model BC260 <b>Size: 2-1/4" L X 2-3/8" W X 3/8" HT</b>		
<b>605-161</b>	1850-82160	
Fits Trimmers. Model BC220 <b>Size: 2-9/16" L X 2-9/16" W X 1/2" HT</b> (While Quantities Last)		
<b>102-210</b>	1260-84160	
Fits model BT17 <b>Size: 2-3/4" L X 11/16" W X 3/8" HT</b>		

## REDMAX continued



Part#	O.E.M	Application
<b>605-010</b>	1030-82030 Robin# 1082	
Fits many Japanese Trimmers Green Machine model 3000SS, Shindaiwa models T25 and LT20. <b>Size: 2-1/4" OD X 5/16" HT</b>		
<b>605-068</b>	T4012-82310 T4012-82311	
Fits Backpack Blower Model EB7000. <b>Size: 7-3/4" L X 5" W X 3/4" HT</b>		
<b>605-069</b>	4012-82320 T4012-82320	
Pre Filter for our 605-068		
<b>605-067</b>	5500-82171	
Fits models BC2300DL, BC2600, BT225, CHT2200, CHT2300, EDG2300, HE225, HE2600, HT2200, HT2300. <b>Size 3/4" X 3/8" HT</b>		



## REMINGTON

<b>605-501</b>	67863	
Fits Remington Chain Saws. Made of wire mesh and felt material <b>Size: 1-13/16" L X 1-3/16" W</b>		
<b>605-533</b>	80604 080604	
Made of wire mesh and felt material. <b>Size: 2-3/4" L X 7/8" W</b>		
<b>605-523</b>	66241	
Fits Remington Chain Saws. Made of felt material. <b>Size: 3-9/16" L X</b> <b>3-1/4" to 4-1/16" W (bottom)</b>		
<b>605-553</b>	65071	
Fits Chain Saws. Made of felt material <b>Size: 3-5/8" L X 3-5/8" W</b>		
<b>605-543</b>	64334	
Fits Remington Chain Saws. Models SL-4 and SL-11. Made of felt material <b>Size: 4" L X 4-3/16" W</b>		

REMINGTON continued

SHINDAIWA continued

Part#	O.E.M	Application
<b>605-907</b>	9163H	
Fits AYP / Sears / Roper Chain Saw. Sears model 3.7 cubic inch <b>Size: 3-7/8" L X 3-5/8" W</b>		
<b>605-914</b>	643A128 9918-R	
Fits AYP / Sears / Roper Chain Saw. <b>Size: 4-1/4" L X 2-1/2" W</b>		

Part#	O.E.M	Application
<b>605-315</b>	20036-81740	
Air Filter for Trimmers Model T-20. <b>Size: 1-1/4" OD X 5/8" ID X 1" HT</b> (Fits our 605-328 Air filter assembly) (Priced individually - Sold in multiples of 10)		
<b>605-313</b>	70064-82210	
Fits Trimmers, models: T18, F18, T230, C230, LE230 and T230XB <b>Size: 3-7/16" L X 13/16" W X 1/2" HT</b>		

RYOBI

<b>605-326</b>	Ryobi Tanaka# 410-00731-900 Tanaka# 410-00700-911 Walbro# 21-413 / CAA-16	
Fits many Trimmers, Brushcutters and Blowers. Tanaka model: TBC-373. For Walbro type carburetors. <b>Size: 3-1/8" L X 2-1/2" W X 1-5/16" HT</b> (Uses our 605-317 air filter)		
<b>605-317</b>	180350 Walbro# 125-48	
Fit Ryobi Trimmers and Blower. Trimmer models 780RE and 790R and Blower model GBV28. <b>Size: 2-1/4" OD X 1-3/16" ID X 7/8" HT</b> (Fits our 605-326 Air filter assembly)		
<b>100-271</b>	610312	
Fits Lawn Boy / Ryobi gas trimmers. Models 261, 262, 263, 264, 265, 265-T, 265-1, 274, 275, 275-1, 284, 285, 500, 520, 540 and 580. <b>Size: 2-3/4" L X 1-5/16" W X 1/2" HT</b>		

<b>605-322</b>	20040-81700	
Air Filter Assembly. Fits Shindaiwa Trimmer models: C35 and B45. (Uses our 605-010 air filter)		
<b>605-304</b>	20000-81701 20040-81700	
Fits Shindaiwa model GP25. Also found on Green Machine models (2 bolt style) with (4) intake pipes (Uses our 605-010 air filter)		
<b>605-010</b>	20000-81740 Robin# 1082	
Fits models 3000SS, also models: B40, B45, BP35, C20, C25, C260, C35 brushcutter LT20, T20, T25, T260, T260B and T261 trimmers; LE260 and LE261 lawn edgers; HT20 hedge trimmers. <b>Size: 2-1/4" OD X 5/16" HT</b> (Fits our 605-304 and 605-322 Air filter assemblies)		
<b>605-324</b>	20018-81750	
Fits Shindaiwa trimmer. Model: T230. <b>Size: 2-3/8" L X 2" W X 3/8" HT</b> (Made of foam)		










SHINDAIWA

<b>605-319</b>	38010-82581	
Fits Cut off saws. Models: EC7500 and EC7600. <b>Size: 7" L X 4" W X 2" HT</b>		
<b>605-321</b>	60023-98031	
Fits trimmers. Models: T230 and T231. <b>Size: 2-1/4" L X 1-7/8" W X 3/8" HT</b>		
<b>605-328</b>	20036-81712	
Air Filter Cover Model: T-20 (Uses our 605-315 air filter)		

STIHL

<b>100-964</b>	4282-141-0300 <b>NEW</b> 4282-141-0300B	
Fits Stihl backpack blower models: BR500, BR550 & BR600. <b>Size: 7-15/16" Overall Length X 3-1/4" Wide X 1-1/4" HT</b>		
<b>100-963</b>	4203-141-0301	
Fits early versions of BR320, BR340, BR400 & BR420 back pack blowers. <b>Size: 5-1/8" L X 3-1/2" W X 1-1/2" HT</b>		






## STIHL continued

Part#	O.E.M	Application
<b>100-950</b> NEW	4203-120-1500	
<p>Pre Filter for our 100-963 and 100-964 air filters. Fits models BR320, 340, 400, 420 and BR340ZL backpack blowers. <b>Size: 4-3/4" Long X 3-1/8" Wide X 1-5/16" Height</b></p>		
<b>100-945</b>	4203-141-0300	
<p>Fits Backpack Blowers. Models BR320 and BR400. Comes with rubber seal <b>Size: 2-7/8" OD X 2" ID X 1-1/2" HT</b></p>		
<b>100-947</b>	4203-141-0310	
<p>Pre Filter for our 100-945 Made of felt material. <b>Size: 6-3/8" L X 2" W</b></p>		
<b>100-949</b>	4210-141-0302	
<p>Fits Stihl Blowers. Model BG61. <b>Size: 2-5/16" L X 2-1/16" W X 1-1/16" HT</b></p>		
<b>605-719</b>	1120-120-1600 1120-124-0800	
<p>Fits chain saw model: 009, 010, 011 <b>Size: 3-7/8" L X 2-5/8" W</b></p>		
<b>605-717</b>	1130-124-0800	
<p>Plate filter. Fits chain saw models: 017, 018, MS170 and MS180. <b>Size: 3-1/2" L X 2-9/16" W approximately</b></p>		
<b>605-687</b>	1123-120-1613 1123-120-1612	
<p>Fits chain saw models MS210, MS230 &amp; MS250. <b>Size: 3-5/8" L X 1-3/16" W X 1-5/16" HT.</b> (Top and Bottom pictures shown for reference)</p>		
<b>605-741</b> NEW	1121-120-1617	
<p>Fits Stihl chain saw models: 026 and MS260. (Front and Back pictures shown for reference)</p>		
<b>605-733</b>	1118-120-1610 1118-120-1611 1118-120-1615	
<p>Fits Chain saw models 028, 028 Super and 028 Wood Boss. <b>Size: 3-1/2" L X 2-1/4" W X 3/4" HT</b></p>		

## STIHL continued

Part#	O.E.M	Application
<b>605-679</b>	1127-120-1621	
<p>Fits Chain saw models 029, MS290, MS310 and MS390. <b>Size: 4-9/16" L X 2-5/8" W X 1-1/2" HT.</b> (Top and Bottom pictures shown for reference)</p>		
<b>605-683</b>	1113-120-1602 1113-120-1603 1113-120-1612	
<p>Fits Chain Saw models 031 and 032. <b>Size: 3-1/8" L X 2-5/8" W X 15/16" HT</b></p>		
<b>605-753</b> NEW	1125-120-1615 1125-120-1620	
<p>Fits chain saw models: 034, 034 Super, MS340, 036 &amp; MS360.</p>		
<b>605-071</b>	1119-120-1610 1119-120-1611 1119-120-1615	
<p>Fits Stihl Chain Saws. Models 038, 038 Super, Magnum and Wood Boss. <b>Size: 4-1/8" L X 3-1/8" W X 7/8" HT</b></p>		
<b>605-675</b>	1110-120-1601	
<p>Fits Chain Saw. Model 041 Made of wire mesh and felt material. <b>Size: 4-1/4" L X 4-1/8" W</b></p>		
<b>605-744</b>	1120-120-1610	
<p>Fits Stihl Chain Saws. Models 044 and 046 (older style) Nylon mesh material (Orange in colour)</p>		
<b>605-735</b> NEW	0000-120-1653 0000-120-1654	
<p>Fits chain saw models: 044, 046, 064, 066, 088, MS440, MS441, MS460, MS640, MS650, MS660 and MS880. Felt cloth outer wrap with a foam filled interior. Designed for oil-less use. Note: Two pictures shown for reference.</p>		
<b>605-676</b>	1111-120-1601	
<p>Fits Chain Saws. Models 051 and 076. (Made of wire mesh and felt material) <b>Size: 5" L X 4-1/4" W</b></p>		

STIHL continued

Part#	O.E.M	Application
<b>605-764</b>	1122-120-1615 1122-120-1620	
Fits Stihl Chain Saws. Models 064 (older style) Nylon mesh material		
<b>605-686</b>	1106-120-1602	
Fits Stihl Chain Saw. Model 070 (Made of wire mesh and felt material)		
<b>605-708</b>	1108-120-1600	
Fits Chain Saws. Models 08 and 08S		
<b>541-106</b>	1110-140-9500	
Air filter cap. Fits Chain Saw models 041, 051 and 070. (For use with our 605-675 / 676 / 686 air filters)		
<b>541-103</b>	1108-140-1000	
Air filter cap. Fits Chain Saw models 08 and 08S. (For use with our 605-708 air filter)		
<b>605-010</b>	4114-124-0800	
Fits Gas Trimmers. Models: FS50, FS51, FS60, FS61 & FS65. <b>Size: 2-1/4" OD X 5/16" HT</b>		
<b>100-305</b>	4112-124-0801	
Fits Gas Trimmer. Models FS80 - later models. <b>Size: 2" OD X 5/16" HT</b>		
<b>605-954</b>	4137-124-2800	
Fits Gas Trimmer. Models: FS75, FS80, FS85, HS80, HL75K, FC75 and BG75. <b>Size: 2-3/8" L X 2-3/8" W X 1/4" HT</b> (Use with our 605-956 pre filter)		
<b>605-956</b>	4137-124-1500	
Pre Filter - Fits Gas Trimmer. Models FS75, FS80, HS80, HL75K, FC75 and BG75. <b>Size: 2-7/16" L X 2-7/16" W X 1/4" W</b>		
<b>605-235</b>	4134-141-0300	
Fits Trimmer models: FS120, FS200, FS250, FS350, FS450 and BT120C Earth Auger. <b>Size: 3-1/2" L X 2-3/4" W X 1" HT</b>		

STIHL continued

Part#	O.E.M	Application
<b>605-232</b>	4123-124-0800	
Fits Trimmer. Model FS66 - Felt material. <b>Size: 2-1/2" L X 2-1/8" W X 3/16" HT</b> (2) holes 5/16" diameter on 1-1/2" centre		
<b>605-233</b>	4123-124-0801	
Fits Trimmer. Model FS66 - Foam material. <b>Size: 2-1/2" L X 2-1/8" W X 3/16" HT</b> (2) holes 5/16" diameter on 1-1/2" centre		
<b>605-242</b>	4126-124-0800	
Fits trimmers. Models: FS86 and FS106 (Made of felt material)		
<b>605-243</b>	4126-124-0801	
Fits trimmers. Models: FS86 and FS106 (Made of foam material)		
<b>605-709</b>	4201-141-0300 4201-140-1805	
Fits Concrete / Cut off Saws. Models TS350, TS350AVE, TS360 TS510 and TS760. <b>Size: 3-7/8" OD X 2-3/8" ID X 2-7/8" HT</b> (Also found on Sachs Cut off saws)		
<b>605-725</b>	4201-140-1801	
Fits Concrete / Cut off Saws. Models TS350 & old style TS510 / TS760 Inner filter - 2 bolt mount style (Inner filter for our 605-709)		
<b>605-691</b>	4201-141-0310	
Fits Concrete / Cut off Saws. Models TS350, TS360 and oldstyle TS510 / TS760 Felt wrap with stitched elastic for tight seal. (Pre filter for our 605-709)		
<b>605-055</b>	4201-140-1802	
Fits Concrete / Cut off Saws. Models TS360 Inner filter - centre bolt mount style (Inner filter for our 605-709)		

## STIHL continued

**Part# O.E.M Application**

**605-800** 4201-141-0300  
4201-140-1801  
4201-141-0310  
4201-140-1805

**SAVE**



AIR FILTER (3) PIECE KIT Fits Stihl Concrete / Cut off Saws. Models TS350 and TS510

**605-810** 4201-141-0300  
4201-140-1802  
4201-141-0310  
4201-140-1805


**SAVE**



AIR FILTER (3) PIECE KIT Fits Stihl Concrete / Cut off Saws. Model: TS360


**605-336** 4223-141-0300

Fits Concrete / Cut off Saws. Model TS400 (air filter).  
**Size: 5-3/8" L X 3-3/8" W X 1-15/16" HT.**  
(Paper element with soft foam seal)




**605-332** 4223-140-1800

Fits Concrete / Cut off Saws. Model TS400 (secondary filter)  
**Size: 4-5/8" L X 2-11/16" W Pipe: 1-1/8" OD X 7/8" HT**



**605-337** 4223-141-0600

Fits Concrete / Cut off Saws. Model TS400 (pre filter)  
**Size: 5" L X 3-1/8" W X 13/16" HT.**  
**Centre hole 5/16", Offset hole 3/16" ID; (3) layer foam**  
(For use with our 605-336 and 605-332)



## STIHL continued

**Part# O.E.M Application**

**605-820** 4223-007-1010  
4223-141-0300  
4223-140-1800  
4223-141-0600

**SAVE**



AIR FILTER (3) PIECE KIT Fits Stihl Concrete / Cut off Saws. Model: TS400


**605-348** 4221-140-4400

Fits Concrete / Cut off Saws. Models TS460, TS 510 (new style) and TS760 with single screw cover. Comes complete with rubber seal on bottom & O-ring.  
**Size: 4-1/2" OD X 2-1/16" ID X 2-1/4" HT**  
(Use with our 605-343 and 605-346)



**605-343** 4221-140-1800

Fits Concrete / Cut off Saws. Models TS460 / TS760 (inner filter)  
**Size: 1-7/8" OD X 1-11/16" ID X 1-11/16" HT**  
(Use with our 605-348 and 605-346)



**605-346** 4221-141-0310

Fits Stihl Concrete / Cut off Saws. Models TS460 / TS760 (pre filter)  
Made of felt material  
(Use with our 605-348 and 605-343)



**605-840** 4221-007-1002  
4221-140-4400  
4221-140-1800  
4221-141-0310

**SAVE**






AIR FILTER (3) PIECE KIT Fits Concrete / Cut off Saws. Model TS460 / TS760






## STIHL continued

Part#	O.E.M	Application
<b>605-559</b>	4238-140-1800	
Fits Stihl Concrete / Cut off Saws, Models: TS410 and TS420. <b>Size: 5-5/16" L X 3-3/16" W X 3/16" HT</b>		
<b>605-850</b> <b>NEW</b>	4238-140-1800 4238-140-4401 4238-140-4402 4238-141-0300 4238-141-0300B	 
Fits Stihl Concrete / Cut off Saw models: TS410 / TS420. (Includes (1) 605-559 pre filter and panel filter). The panel filter <b>Size: 5-3/4" L X 5-1/2" W X 1-3/4" HT approximately.</b> Pre filter (605-559) available separately		
<b>605-692</b>	4224-141-0300A	
Fits Stihl Concrete / Cut off Saws Models: TS700 and TS800. Paper element with soft foam seal. <b>Size: 5-1/2" L X 4-1/16" W X 1-5/8" HT</b> (Uses our 605-700 pre filter)		
<b>605-700</b>	4224-140-1801	
Fits Concrete / Cut off saws. Models: TS700 and TS800. <b>Size: 4-5/8" L X 3-1/4" W X 9/32" HT</b> (Pre filter for our 605-692)		


## TECUMSEH

<b>100-735</b>	34910	
Fits 5 thru 10 Hp engines. Models VH50 and VH60, TVM125, 140, 170, 195 and 220. <b>Size: 6-1/4" L X 2-3/4" W X 1-7/8" HT</b>		
<b>100-636</b>	33631 John Deere# M80240	
Fits 4, 5, 6, 7, 8 and 10 Hp vertical engines. Models: V40, 50, 60, 70, 80, VH40, VH50, 60 and VM70, 80 and 100. <b>Size: 6-1/4" L X 3-1/8" W X 1-1/2" HT</b>		
<b>102-178</b>	35604	
Fits models TVS75 and TVS90. <b>Size: 5-3/16" L X 1-9/16" W X 1-1/8" HT</b>		

## TECUMSEH continued

Part#	O.E.M	Application
<b>100-644</b>	33006 John Deere# M44919	
Fits 3-1/2, 4 and 5 Hp Toro Mowers. Models TVS75, 90, 105, 120, 150, TVXL105 and LAV50. <b>Size: 2-3/4" L X 2-1/2" W X 2" HT</b>		
<b>100-479</b>	34340	
Fits 3 thru 5 Hp engines. Models TVS75, 90, 105, 120 and Excel 105. <b>Size: 5-1/4" L X 1-5/8" W X 1-5/8" HT</b>		
<b>100-651</b>	33896	
Fits 4 and 5 Hp Toro vertical engines. Models TNT100 and 120 <b>Size: 4" L X 2" W X 1-3/4" HT</b>		
<b>100-610</b>	31700	
Fits 3 thru 8 Hp vertical and horizontal engines. Models: V40 thru V70, HH70, HM70 and HM80, H50 thru H80, TVM125 thru TVM140. <b>Size: 3-5/8" OD X 2-3/16" HT</b>		
<b>100-628</b>	29961	
Fits 2.2, 2-1/2, 3, 3-1/2, 4, 5 and 9 Hp engines. Models: H22, 25, 30 and 35, LAV22, 25, 30, 35, 40 and 50, LV35, HS40, ECH90, TVS75, 90, 105 and TVS120 & TVXL105. <b>Size: 3-1/4" L X 2-5/8" W X 2-1/4" HT</b>		
<b>100-180</b>	32972	
Fits 3, 3-1/2, 4 & 5 Hp engines. For Sears Eager 1. Models: H30 and H35, LAV30, 35, 40 & 50, TVS90, TVS105, ECH90, and ECV series. <b>Size: 2" Filter OD X 1-1/16" Neck OD X 3-7/16" Overall Length</b>		
<b>100-172</b>	32796	
Fits Sears Eager 3-1/2 and 4 Hp engines. Models: TVS75, 90, 105, 120 and TVXL105. <b>Size: 2" Filter OD X 1-1/16" Neck ID X 6-13/16" Overall Length</b>		

## TECUMSEH continued

Part#	O.E.M	Application
<b>100-495</b>	35103	
<p>Pre Filter for our 100-172 and 100-230.  <b>Size: 8" L X 3-5/8" W</b></p>		
<b>100-230</b>	35102	
<p>Fits Snappers - 5 Hp engines. Model: TVS series  <b>Size: 2-1/16" Filter OD X 1-1/16" Neck ID X 7-1/8" Overall Length.</b></p>		
<b>100-248</b>	32355 John Deere# AM31000	
<p>Fits 8, 10 and 12 Hp engines.            Models HH80, HH100 and HH120.  <b>Size: 4-3/8" OD X 3" ID X 4-3/4" HT</b></p>		
<b>100-008</b>	30727 Cub Cadet# 488619 Cub Cadet# TC-30727 John Deere# AM30900	
<p>Fits 2-1/2 thru 8 Hp vertical and horizontal engines.            Models: H25 thru H80, HH60 thru HH70, HS40 thru HS50, V40 thru V80, VH40 thru VH70, LAV40 thru LAV50 and HM80. (Metal top filter - not rubber)  <b>Size: 3-5/8" OD X 2-1/4" ID X 2" HT</b></p>		
<b>100-095</b>	35974	
<p>Pre filter for our 100-008.  <b>Size: 3-3/8" OD X 5/16" HT</b></p>		
<b>100-412</b>	450247	
<p>Fits 4 Hp XL series engines.            Models TVS840 and TVXL840  <b>Size: 3" L X 3" W X 13/16" HT</b></p>		
<b>100-461</b>	450244	
<p>Pre filter for our 100-412.  <b>Size: 3-1/4" L X 3-1/4" W X 1-1/4" HT</b></p>		
<b>100-883</b>	35500	
<p>Fits 3 thru 5 Hp vertical engines with panel filter.            Models: TVS75, TVS90, 100, 105, 115, 120 and TVXL105, also OVRM40, 50, 60, 65, 105, 120, EC100 and TVXL.  <b>Size: 7-3/16" L X 2-1/4" W X 3/4" HT</b></p>		
<b>100-370</b>	35705	
<p>Pre filter for our 100-883.  <b>Size: 7" L X 1-1/2" W X 1/2" HT</b></p>		

## TECUMSEH continued

Part#	O.E.M	Application
<b>100-416</b>	36046	
<p>Fits Vector World 4 and 5-1/2 Hp engines.            Models: OHH45, VLV126, VLV50, VLV55, VLV60, VLV65, VLXL and OH195.  <b>Size: 3-3/8" L X 3-3/4" W X 1-1/4" HT</b></p>		
<b>100-483</b>	36634	
<p>Pre filter for our 100-416.            Foam material with wire mesh backing.  <b>Size: 3-1/2" L X 3-1/8" W X 1/4" HT</b></p>		
<b>100-443</b>	37360	
<p>Fits OV, TVT &amp; VTX series engines. Models: OV691EA, OV691EP, TVT69 and VTX691.  <b>Size: 7-1/4" L X 6-7/8" W X 1-1/4" HT</b></p>		
<b>100-444</b>	37361	
<p>Pre filter for our 100-443.  <b>Size: 6-5/8" L X 6-1/4" W X 1/4" HT</b></p>		
<b>100-222</b>	35066 AYP# 63087A	
<p>Fits 3-1/2 and 4 Hp engines.            For Sears 1972 and up with plastic canister. Models: LEV90, LEV100, LEV115, ECV100, OVRM60, TC300, TVXL, TVS, TCH, LAV50, LV and H35.  <b>Size: 1-3/4" OD X 13/16" ID X 2-7/8" HT</b></p>		
<b>102-160</b>	35435 AYP# 63087A	
<p>Pre filter for our 100-222.</p>		
<b>102-285</b>	34782 34782A 34782B	
<p>Fits 4 Hp (2 cycle) engines, also found on Snapper V-21 with (2 cycle) Toro engine. Models: TVS105, TVS115, 120, 840, TVXL 105 and 840, H50 thru H70 and HH60 thru HH70.  <b>Size: 2-7/8" OD X 1-1/16" ID X 3-1/2" HT.</b>            Note: (Top cover has a 1/4" hole centred)            Top and bottom picture shown for reference</p>		
<b>102-400</b>	34783	
<p>Pre filter for our 102-285.</p>		


## TECUMSEH continued

Part#	O.E.M	Application
<b>100-917</b>	34700B 34200A 34200B	
<p>Fits 8 Hp horizontal engines. Models HM70 thru HM100. <b>Size: 2-7/8" OD X 1-3/16" ID X 4-1/2" HT</b> Note: (Top cover has a 1/4" hole centred) Top and bottom picture shown for reference</p>		
<b>100-115</b>	33268 John Deere# M49746	
<p>Fits 7, 8 &amp; 10 Hp horizontal engines. Models: HM70, HM80 and HM100, H80, VM80 and TVM195 and HXL840. <b>Size: 4-1/2" L X 2-7/8" W X 2-1/4" HT</b></p>		
<b>100-918</b>	35850	
<p>Fits 4 Hp vertical engines. Model VLV40. <b>Size: 5-1/8" L X 2-3/8" W X 2-11/32" HT</b></p>		
<b>100-224</b>	36745	
<p>Fits 5-1/2 Hp Centura engines. Models LEV115, LEV120, OVRM60, OVRM105 and TVS90. <b>Size: 2-3/4" L X 1-3/4" W X 2-1/8" HT</b> Top and bottom picture shown for reference</p>		
<b>100-226</b>	36905	
<p>Fits 4-1/2, 5 and 5-1/2 Hp engines. For 5-1/2 Hp Sears mowers. Models: LEV100, LEV115, LEV120, OVRM105, OVRM65, OVRM120 and LV195EA. <b>Size: 2-3/4" L X 1-3/4" W X 2-7/8" HT.</b> Top and bottom pictures shown for reference</p>		
<b>100-909</b>	35403	
<p>Fits 8 thru 13 Hp engines. Models OVXL120 and 125, TVM195, TVM220, TVXL195 and TVXL220. <b>Size: 8" L X 2" W X 2-5/16" HT</b></p>		
<b>102-111</b>	35404	
<p>Pre filter for our 100-909. <b>Size: 8-1/2" L X 2-1/8" W</b></p>		

## TECUMSEH continued

Part#	O.E.M	Application
<b>100-895</b>	36356	
<p>Fits Tecumseh OHV engines. Models OHV16, OHV17, OHV110, OHV115, OHV125, OHV130, OHV145, OHV150, OHV155, OHV165, OHV175 and YT15H, YT004, YT005. <b>Size: 7-1/8" L X 3-1/16" HT 2-3/4" W (wide end) X 2" W (narrow end)</b></p>		
<b>102-495</b>	36357	
<p>Pre filter for our 100-895. <b>Size: 6-7/8" L X 3" W</b></p>		
<b>102-002</b>	Tecumseh Nut B&S# 281051	
<p>Fits our 100-895 (Tecumseh) and our 100-085 and 100-089 (Briggs) air filters. <b>Size: 1/4" -20</b> Comes with washer &amp; rubber O-ring attached.</p>		
<b>100-024</b>	30804 Cub Cadet# 385163R2 Gravely# 20299	
<p>Fits 4, 5, 6 and 7 Hp engines. Models H40, H50, H60 and H70 <b>Size: 4-3/8" OD X 3" ID X 1-1/2" HT</b></p>		
<b>102-343</b>	Tecumseh Pre Filter	
<p>Pre filter for our 100-024. <b>Size: 6-1/2" L X 1-3/8" W</b></p>		
<b>100-032</b>	31925 Cub Cadet# 548436R1 Gravely# 15373 Onan# 140-1188	
<p>Fits 8, 10 &amp; 12 Hp horizontal engines. Models HH80, HH100 and Hh120, VH80 and VH100. <b>Size: 4-3/8" OD X 3" ID X 2-3/8" HT</b></p>		
<b>102-350</b>	Tecumseh Pre Filter	
<p>Pre filter for our 100-032. <b>Size: 7" L X 2-3/8" W</b></p>		
<b>100-040</b>	32008 Case# C-28883 Case# 548436R1 Case# 235116 Cub Cadet# 385168R2 Gravely# 10900 Wisconsin# LO194A	
<p>Fits 8, 10, 12, 14, 16 and 18 Hp horizontal engines. Models HH80, HH100, HH120, OH140, OH160 &amp; OH180. <b>Size: 6" OD X 4-5/8" ID X 1-7/8" HT</b></p>		

## TECUMSEH continued

Part#	O.E.M	Application
<b>100-750</b>	32906 Gravely# 19332	
Pre filter for our 100-040. <b>Size: 9" L X 1-3/4" W</b>		

## TORO / WHEEL HORSE

<b>100-727</b>	81-0100	
Fits GTS 2 cycle Suzuki engines. For consumer walk behind mower models prior to 1988. <b>Size: 6-1/2" L X 3-5/8" W X 1-1/4" HT</b>		
<b>100-267</b>	63-9380	
Fits 2 cycle Suzuki equipped Toro mowers. For 1988 and newer models. <b>Size: 6-1/2" L X 3-3/8" W X 1-1/8" HT</b>		
<b>100-263</b>	81-4120	
Fits Toro mowers with Suzuki 4 cycle OHV engines. <b>Size: 7" L X 1-7/8" W X 1-1/8" HT</b>		
<b>100-574</b>	955574	
Fits late model 2-cycle mowers. For Lawn Boy and Toro models. <b>Size: 5-1/2" L X 3" W X 1-1/4" HT</b>		
<b>100-269</b>	47-6320	
Fits 40cc Backpack Blowers also fits John Deere and Echo equipment. <b>Size: 7" Long</b>		
<b>100-591</b>	98-9212	
Fits models 123602, 123607 and 123672. <b>Size: 4" L X 2-1/2" W X 3" HT</b>		
<b>100-592</b>	Toro#	
Pre filter for our 100-591.		
<b>100-433</b>	92-0956	
Fits 16 and 20 Hp engines. For ZTR mowers and others. <b>Size: 6-3/4" L X 4-1/4" W X 3" HT</b>		
<b>100-063</b>	Toro Pre filter	
Pre filter for our 100-433.		

## TORO / WHEEL HORSE

Part#	O.E.M	Application
<b>100-061</b>	NN10872	
Fits 12-1/2 and 14 Hp engines. Models 125V, E125V and Elite 125. <b>Size: 4-1/8" L X 3-1/8" ID X 2-1/4" W X 3-3/4" HT</b> (Uses our 100-077 Pre Filter)		
<b>100-077</b>	NN10698 NN10898	
Pre-filter for our 100-061		
<b>100-066</b>	98018 Cub Cadet# OCC-20-083-02	
For Kohler 15 thru 21 Hp engines. Models: SV470S, SV480S, SV530S, SV540S, SV590S, SV600S and SV610 Courage single series. Fits models: 13AX60RG744, 13AX60RH744, LX420 and LX460 lawn tractors. <b>Size: 8" L X 7-3/4" W X 1-1/2" HT</b>		
<b>100-005</b>	98019	
Fits SV710, SV720, SV730, SV735 and SV740. For Courage twin engines. For TORO LX500, GT2100, GT2200 and GT2300 tractors. <b>Size: (5-3/4" X 4-3/4") OD X (4" X 2-3/4") ID X 1-3/4" HT</b>		
<b>100-465</b>	33-1300 Woods# 70649	
Fits Sand Pro 12, 14, 2000 and Turf Pro. Primary Air Filter. Models: B5100, B5200, B6100, B6100DT, B6100HST, B7100, B7100DT, B7100HST, B8200HST, L225, L225DT, L235, L245, L245DT, L245H, L260H (21 and 24 Hp), L275 <b>Size: 3-1/4" OD X 1-11/16" ID X 7-1/4" HT</b>		
<b>100-519</b>	27-7110 Bobcat# 48426 Dixie Chopper# 90122 Hustler# 03029 Sabo# A819016 Yanmar# 12464-12510	
Fits 62" and 72" Toro Groundmaster, Greenmaster 3000D and Reelmaster. Primary Air Filter. Models: L275, 285, 295, 295DT, 305, 345, 345DT, 355SS, 2250, 2550, 2650, 2850, 2950, 3450, 3650, M4000, 4050, 4500, 4500C, 4500DT. <b>Size: 4" OD X 2-1/2" ID X 10-1/4" HT</b>		
<b>100-550</b>	93-2195 B&S# 820263 Exmark# 93-2195 Walker# 5090-01	
Fits Toro "Z" series mowers with Kawasaki 22 Hp engines. Also fits Walker 5090-01. <b>Size: 3-1/2" OD X 1-27/32" ID X 7-1/4" HT</b>		



## TECUMSEH continued

Part#	O.E.M	Application
<b>100-590</b>	93-2195	 <p>Fits CH25, CH26, and TH16 models with canister type filter. NOTE: 100-590 and 100-075 are the same. The only difference is the 100-590 has a blue seal and the 100-075 has a black seal. Same soft material, also 100-590 is the import version of our 100-550. <b>Size: 7 1/4" HT X 3 1/2" OD X 1 7/8" ID.</b> (Use with our 100-593 Inner Filter)</p>
<b>100-593</b>		 <p>Inner Filter / Pre Filter For our 100-550 and 100-590. <b>Size: 1-5/8" OD X 1-3/8" ID X 6-3/4" HT</b></p>
<b>605-404</b>	46-3960 Hoffco# 208645	 <p>Fits 16cc and 21cc Trimmers. Found on Kioritz engines. <b>Size: 2-1/2" OD X 2-5/8" L X 11/16" HT</b></p>
<b>605-339</b>	43-9730	 <p>Fits Toro Hand held Blowers. Felt with rubber seal. <b>Size: 4" L X 2-7/8" W</b></p>
<b>605-396</b>	54-5190	 <p>Fits Toro Trimmers. Models TC100, 200, 1000, 2000, 3000, 4000 and 5000. <b>Size: 2-3/8" OD X 3/8" HT</b></p>

## WALBRO

<b>Walbro-CAA-4</b>	CAA-4 CAA-4H Wisconsin# LQ202 Onan# 146-1147	 <p>*** ALL WALBRO are (While Quantities Last) *** <b>Size: 3-1/16" OD X 1-1/2" overall HT, mounting holes on 1-3/8" centers.</b> Two pictures shown for reference</p>
<b>Walbro-125-13</b>	125-13	 <p>Replacement filter for our Walbro-CAA-4 <b>Size: 2-3/4" OD X 7/8" Thick</b> (Coarse foam filter)</p>
<b>Walbro-125-15</b>	125-15 Onan# 146-1201 Onan# 146-1304	 <p>Replacement filter for our Walbro CAA-4 <b>Size: 2-13/16" OD X 7/8" Thick</b> (Fine foam filter)</p>

## WEEDEATER (also see POULAN)









Part#	O.E.M	Application
<b>605-297</b>	530-024371 701568 Poulan# 530-024371	 <p>Fits Weedeater XR series Trimmers. Models 1400, 1500, 1600, 1700 and XR series 4000, 5000, 6000 and Pro150. <b>Size: 2-3/4" L X 1-1/4" W X 1-1/4" HT</b></p>
<b>605-404</b>	91886 530-091886	 <p>Fits most Trimmers equipped with Kioritz engines. (16cc &amp; 21cc). Fits Toro 16cc and 21cc Trimmers. <b>Size: 2-1/2" OD X 2-5/8" L X 11/16" HT</b></p>

## WISCONSIN / ROBIN

<b>102-087</b>	EY1573620101	 <p>Fits 4 Hp - 2 cycle vertical engines found on Snapper mowers. Model: WT1-125V. <b>Size: 3-1/8" OD X 2-1/4" ID X 2-1/2" HT</b> (Pre-filter included)</p>
<b>102-145</b>	2273621008	 <p>Pre filter for our 102-087. <b>Size: 4-1/2" L X 2" W</b></p>
<b>102-095</b>	EY2273280317 EY2273280307	 <p>Fits 4 and 5 Hp 4-cycle vertical engines. Models W1-145V and W1-185V. Found on Snapper mowers. <b>Size: 3-9/16" OD X 1-5/16" ID X 2-3/8" HT</b> (Pre-filter included, 5/16" hole in top centred)</p>
<b>102-061</b>	2273261308 EY2273261308	 <p>Pre filter for our 102-095. <b>Size: 4-7/8" L X 2-1/8" W</b></p>
<b>102-681</b>	EY2063260107	 <p>Fits 4 and 6 Hp horizontal engines. Model EY18-3W. <b>Size: 3-3/8" OD (bottom) X 2-1/2" OD (top) X 2-3/8" HT</b> (Pre-filter included)</p>
<b>102-682</b>		 <p>Pre-filter for our 102-681.</p>

## WISCONSIN / ROBIN

## WISCONSIN / ROBIN









Part#	O.E.M	Application
<b>102-730</b>	EY207326018 207-32606-18 207-32601-07 207-32601-08 207-32606-08	
<p>Fits models EY25, EY25-2, EY-27-2, EY40, W1340 and 390 engines.  <b>Size: 4-1/4" OD (bottom) X 2-1/2" OD (top) X 3-1/2" HT.</b> (Pre-filter included)</p>		
<b>102-731</b>		
<p>Pre filter for our 102-730</p>		
<b>102-684</b>	EY2263261007 226-32610-07 220-32600-08 220-32601-07 220-32602-07	
<p>Fits models EY15 and W1-145 engines. For cyclone type.  <b>Size: 3-3/4" OD (bottom) X 2" OD (top) X 2-3/8" HT</b>                      (Pre-filter included)</p>		
<b>102-685</b>		
<p>Pre-filter - Pre filter for our 102-684</p>		
<b>102-715</b>	EY2273261007 227-32610-07	
<p>Fits 5, 6 and 8 Hp horizontal engines. Models EY17, EY20 and W1-185.  <b>Size: 4-1/4" OD (bottom) X 2-5/8" OD (top) X 2-1/2" HT.</b>                      (Pre-filter included)</p>		
<b>102-716</b>		
<p>Pre filter for our 102-715</p>		
<b>102-728</b>	EY1063270407	
<p>Fits EC10 and EZ08 engines.  <b>Size: 2-3/8" OD X 1-3/4" ID X 2-1/4" HT</b>                      (Pre-filter included)</p>		
<b>102-729</b>		
<p>Pre filter for our 102-728</p>		




Part#	O.E.M	Application
<b>102-718</b> <b>NEW</b>	2523261408	
<p>Fits Wisconsin / Robin / Subaru EH122D engines.                      Used on Multiquip Tampers.  <b>Size: 3-5/8" OD X 2-1/2" ID X 1-5/8" HT</b>                      (Pre Cleaner Included)</p>		
<b>102-726</b>	EY2353470121	
<p>Fits 12 Hp vertical engines. Models W1-450V - Found on Snapper mowers.  <b>Size: 8-7/8" L X 2-3/4" W X 2-5/8" HT 6-1/2" Centre to Centre bolt holes.</b> (Pre-filter included)</p>		
<b>102-727</b>	2353261008 EY2353261008	
<p>Pre filter for our 102-726  <b>Size: 7-3/4" L X 2-3/4" W</b></p>		
<b>102-301</b>	EY2073260008	
<p>Fits 7-1/2 Hp horizontal engines. Model EY27.  <b>Size: 4-3/4" OD (bottom) X 3-9/16" OD (top) X 2-3/8" HT</b>                      (Can use our pre-filter 100-795 listed under Honda)</p>		
<b>102-717</b>	RA-263-32610-01	
<p>Fits EH63, EH64 and EH65.  <b>Size: 6-13/16" OD X 5-1/2" ID X 2-3/8" HT</b></p>		
<b>102-720</b>	210-32601-28	
<p>Fits 16 Hp twin cylinder engines. Model: EY21W.  <b>Size: 4-3/8" OD (bottom) X 2-5/8" OD (top) X 4-1/8" HT</b></p>		
<b>102-722</b>	LO173B	
<p>Fits Wisconsin LO173B engines.  <b>Size: 3-7/16" OD X 2-1/16" ID X 4-3/16" HT</b></p>		
<b>102-724</b>	LO175E	
<p>Fits Wisconsin LO175E engines.  <b>Size: 4-1/4" OD X 2" ID X 4" HT</b></p>		

# AIR FILTERS / ASSORTMENT & REFILLS

## WISCONSIN / ROBIN

## ASSORTMENT & REFILLS

Part#	O.E.M	Application
<b>100-069</b>	LO188 Cub Car# 1013379 Columbia# 291131-71 EZ-GO# 14416G1 Gravely# 21333	
Fits 17 and 20 Hp engines. Models THD and TJD. <b>Size: 4-1/4" OD X 2" ID X 6-1/4" HT</b>		
<b>100-040</b>	LO194A Cub Cadet# 385168R2 Gravely# 10900 John Deere# AM31400 Kohler# 235116 Tecumseh# 32008	
Fits 10, 12 and 14 Hp engines <b>Size: 6" OD X 4-5/8" ID X 1-7/8" HT</b>		
<b>100-750</b>		
Pre filter for our 100-040 <b>Size: 9" L X 1-3/4" W</b>		
<b>102-094</b>	2063600303	
Foam - Model EY25-W and EY27-W. <b>Size: 5-1/2" L X 3-11/16" W X 1-3/8" HT.</b>		
<b>102-093</b>	2273600203 RS227-36002-03	
Foam - Models: EY20, W1-145 and W1-185. <b>Size: 4-5/8" L X 3-1/4" W X 1-3/16" HT.</b>		
<b>102-090</b>	2273260308 RS227-32603-08	
Foam - Models: EX13, EX17 and EX21. <b>Size: 5" L X 3-1/4" W X 1/2" HT.</b> (While Quantities Last)		
<b>102-092</b>	2793260308 RS229-32603-08	
Foam - Model: EX27. <b>Size: 5-7/16" L X 4-1/4" W X 1-9/16" HT.</b> (While Quantities Last)		
<b>102-089</b>	2143600213	
Standard Duty Air Filter. Model EY18-3W <b>Size: 5-3/8" L X 3-5/8" W X 1-7/16" HT</b> (Foam filter) (While Quantities Last)		

Part#	O.E.M	Application
		
<b>Refill Part#</b>	<b>Length</b>	<b>Diameter</b>
416-788	2-1/4"	3/32"
416-822	3/14"	3/16"
(SOLD IN MULTIPLES OF 10) For more "HITCH PINS" see our "Hitch Pin Assortment" Part# 415-224		
		
<b>Metric Sizes</b>		
<b>Refill Part#</b>	<b>Description</b>	
416-910	6mm X 1 (straight)	
416-911	6mm X 1 (45 degree)	
416-912	6mm X 1 (90 degree)	
416-913	8mm X 1 (straight)	
416-914	10mm X 1 (straight)	
(SOLD IN MULTIPLES OF 10) For Standard "GREASE FITTINGS" see our "Grease Fitting Assortment" - Part# 415-190		
<b>NOTE: All re-orders for refills are sold in "Multiples of 10"</b>		
<b>COTTER PIN ASSORTMENT</b>		
Part# 415-141 Total Pieces: 280 Standard Refill: 10		
		
<b>Refill Part#</b>	<b>Qty.</b>	<b>Description</b>
416-206	150	1/16" X 1" Cotter pin
416-214	150	3/32" X 1" Cotter pin
416-222	100	3/32" X 1-3/4" Cotter pin
416-230	75	1/8" X 1-1/4" Cotter pin
416-248	50	1/8" X 2" Cotter pin
416-255	30	5/32" X 2-1/2" Cotter pin