

MISCELLANEOUS



Refill Part# Length Diameter

416-788 2-1/4" 3/32"

NEW

416-822 3-1/4" 3/16"

NEW

(SOLD IN MULTIPLES OF 10)

For more "HITCH PINS" see our "Hitch Pin Assortment"
Part# 415-224



METRIC SIZES



Refill Part# Description

416-910 6mm X 1 (straight)

416-911 6mm X 1 (45 degree)

416-912 6mm X 1 (90 degree)

416-913 8mm X 1 (straight)

416-914 10mm X 1 (straight)

(SOLD IN MULTIPLES OF 10)

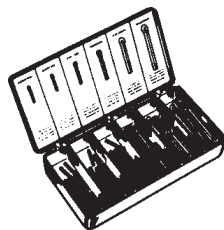
For Standard "GREASE FITTINGS" see our
"Grease Fitting Assortment" - Part# 415-190

**NOTE: All re-orders for refills are sold in
"Multiples of 10"**

COTTER PIN ASSORTMENT

Part# 415-141

Total Pieces: 280
Standard Refill: 10



Refill Part# Qty. Description

416-206 150 1/16" X 1" Cotter pin

416-214 150 3/32" X 1" Cotter pin

416-222 100 3/32" X 1-3/4" Cotter pin

416-230 75 1/8" X 1-1/4" Cotter pin


416-248 50 1/8" X 2" Cotter pin

416-255 30 5/32" X 2-1/2" Cotter pin

E-CLIP ASSORTMENT

Part# 415-166

Total Pieces: 300
Standard Refill: 10



Refill Part# Qty. Description

416-289 30 1/16" E-clip

416-297 30 1/8" E-clip

416-305 40 3/16" E-clip

416-313 50 1/4" E-clip

416-321 50 3/8" E-clip

416-339 40 1/2" E-clip

416-347 20 5/8" E-clip

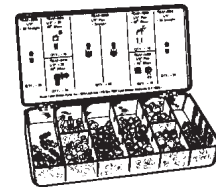
416-354 20 3/4" E-clip

416-362 20 7/8" E-clip

GREASE FITTING ASSORTMENT

Part# 415-190

Total Pieces: 110
Standard Refill: 10



Refill Part# Qty. Description

416-552 30 1/4"-28 (straight)

416-560 10 1/4"-28 (45 degree)

416-578 20 1/4"-28 (90 degree)

416-586 10 1/8" Pipe (90 degree)

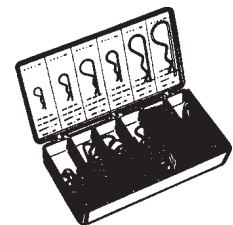
416-594 20 1/8" Pipe (45 degree)

416-602 20 1/8" Pipe (straight)

HITCH PIN ASSORTMENT

Part# 415-224

Total Pieces: 150
Standard Refill: 10



Refill Part# Qty. MFG# Length Diameter

416-784 20 #3 1-5/8" 3/32"

416-800 10 #10 3" 5/32"

416-818 40 #13 1-3/16" 3/32"

416-826 20 #16 1-3/4" 1/8"


416-834 30 #18 1-9/16" 1/16"

416-842 30 #22 1-5/16" 1/16"

ROLL PIN ASSORTMENT

Part# 415-307

Total Pieces: 285
Standard Refill: 10

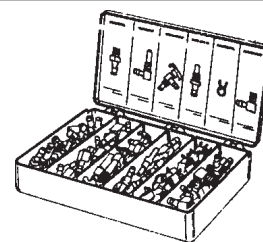


<u>Refill Part#</u>	<u>Qty.</u>	<u>Description</u>
417-477	10	1/16" X 3/16" Roll pin
417-485	10	1/16" X 5/16" Roll pin
417-493	10	1/16" X 3/4" Roll pin
417-501	10	5/64" X 1/4" Roll pin
417-519	10	5/64" X 1/2" Roll pin
417-527	10	5/64" X 1" Roll pin
417-535	10	3/32" X 5/8" Roll pin
417-543	10	3/32" X 1" Roll pin
417-550	10	3/32" X 1-1/4" Roll pin
417-568	10	1/8" X 5/8" Roll pin
417-576	10	1/8" X 1" Roll pin
417-584	10	1/8" X 1-1/4" Roll pin
417-592	10	5/32" X 5/8" Roll pin
417-600	10	5/32" X 1" Roll pin
417-618	10	5/32" X 1-1/2" Roll pin
417-626	10	3/16" X 5/8" Roll pin
417-634	10	3/16" X 1" Roll pin
417-642	10	3/16" X 1-1/2" Roll pin
417-659	10	7/32" X 5/8" Roll pin
417-667	10	7/32" X 1-1/4" Roll pin
417-675	10	7/32" X 1-3/4" Roll pin
417-683	10	1/4" X 5/8" Roll pin
417-691	10	1/4" X 1-1/4" Roll pin
417-709	10	1/4" X 1-3/4" Roll pin
417-717	10	5/16" X 3/4" Roll pin
417-725	10	5/16" X 1-1/2" Roll pin
417-733	10	5/16" X 2" Roll pin
417-741	5	3/8" X 3/4" Roll pin
417-758	5	3/8" X 1-1/2" Roll pin
417-766	5	3/8" X 2" Roll pin

FUEL ASSORTMENT & ACCESS.

Part# 415-273

Total Pieces: 85
Standard Refill: 10




<u>Refill Part#</u>	<u>Qty.</u>	<u>Description</u>
120-089	20	1/8" npt w/o screen(straight)
120-097*	10	1/8" npt with screen(straight)
120-071	10	1/8" npt w/o screen(90)
120-105*	10	1/8" npt with screen(90)
120-279	5	Gas line shut-off w/1/8" npt
120-113	30	Hose clamps - 1/4" fuel line

(*) No longer available individually

TILLER TINE PIN ASSORTMENT

Part# 415-380

Total Pieces: 71
Standard Refill: 10



<u>Refill Part#</u>	<u>Qty.</u>	<u>Description</u>
418-475	5	5/16" X 2" Tine pin
418-483	18	3/8" X 2" Tine pin
418-491	5	7/16" X 2-1/2" Tine pin
418-509	3	1/2" X 2" Tine pin
416-818	5	Hitch pin for 418-475
416-784	32	Hitch pin for 418-483 / 491
416-826	3	Hitch pin for 418-509

NOTE:

Below are Banta to OEM number cross references:
Part# 416-784 replaces Murray# 31 X 6,
Part# 418-509 replaces Gilson# 11780
Part# 418-509 replaces Lawn Boy# 700799.



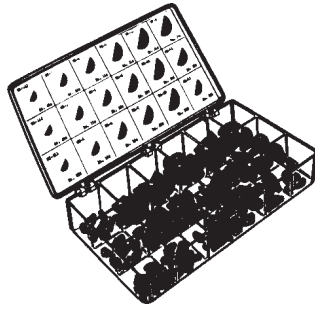
For other HITCH PINS & LINCH PINS see our index at the back of this catalogue under "LINCH PINS"

For Original Equipment Manufacturers numbers to Banta numbers see our O.E.M. Cross reference.

WOODRUFF KEY ASSORTMENT HI-PRO WOODRUFF KEY

Part# 415-414

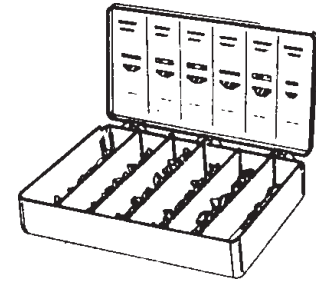
Total Pieces: 250
Standard Refill: 10



Refill Part#	Qty.	Description	Key#
418-632	10	1/16" X 3/8"	211
418-640	10	3/32" X 3/8"	212
418-657	10	1/8" X 3/8"	213
418-665	10	1/16" X 1/2"	1
418-673	20	3/32" X 1/2"	2
418-681	20	1/8" X 1/2"	3
418-699	10	3/32" X 5/8"	4
418-707	20	1/8" X 5/8"	5
418-715	30	5/32" X 5/8"	6
418-723	20	1/8" X 3/4"	7
418-731	10	5/32" X 3/4"	8
418-749	20	3/16" X 3/4"	9
418-756	10	5/32" X 7/8"	10
418-764	10	3/16" X 7/8"	11
418-772	10	7/32" X 7/8"	12
418-780	10	3/16" X 5/8"	61
418-798	10	1/4" X 3/4"	91
418-806	10	1/4" X 7/8"	A

Part# 415-455

Total Pieces: 150
Standard Refill: 10



Refill Part#	Qty.	Description
418-939	25	1/8" X 1/2"
418-947	25	1/8" X 5/8"
418-962	25	1/8" X 3/4"
418-954	25	5/32" X 5/8"
418-970	25	5/32" X 3/4"
418-988	25	3/16" X 25/32"

NOTE:

Below are Banta to OEM number cross references:
Part# 418-954 replaces MTD# 714-0365
Part# 418-988 replaces MTD# 714-0126

**ALL REFILLS FOR
OUR ASSORTMENTS ARE
(SOLD IN MULTIPLES OF 10)**


SNAP RING (External Style)

NEW PARTS / NOTES

Part# 415-207

Assortment contains
300 pieces
Standard Refill: 10

NEW



Assortment contains:

Part#	Qty	Description / Size
418-004	30	SR-25 (1/4")
418-012	20	SR-31 (5/16")
418-020	50	SR-37 (3/8")
418-038	20	SR-43 (7/16")
418-046	50	SR-50 (1/2")
418-053	20	SR-56 (9/16")
418-061	30	SR-62 (5/8")
418-079	35	SR-75 (3/4")
418-087	10	SR-81 (13/16")
418-095	20	SR-87 (7/8")
418-103	10	SR-100 (1")
418-111	5	SR-125 (1-1/4")

Refills available
Priced Individually
(Sold in packs of 10)