


FUEL LINE

Part#	O.E.M#	ID	OD
115-280	AAG00700	.080"	.140"
115-290	AAG00002	1/16"	1/8"
115-300	AAG00165	3/32"	3/16"
115-305	AAG00006	1/8"	3/16"
115-310	AAG00007	1/8"	1/4"
115-320	AAG00012	3/16"	5/16"
115-330	AAG00017	1/4"	3/8"



TYGON FUEL LINE (50 foot roll)

Special formulation vinyl and oil tubing for Chain saws, Snowmobiles and Lawnmowers. Maintains an air tight seal on fittings even in extreme temperatures. Resists swelling or hardening. Translucent material allows visual inspection of flow. Temperature range 35 degrees below to 165 degrees F.

115-106	Universal	1/8"	9/32"
115-110	Universal	3/16"	5/16"
115-107	LB# 607581	3/16"	23/64"



NEOPRENE FUEL LINE (5 meter roll or 16.5 FT)

Made in Italy - Neoprene fuel line is oil and gas resistant.
 - 1/8" ID > for many Chain Saws & Trimmers.
 - 3/16" > for Lawn & Garden (Lawnboy etc)

115-111	Echo# 90014	3/32" (2.5mm)	3/16" (5mm)
115-112	Echo# 90015	1/8" (3mm)	7/32" (5.7mm)



Black Rubber Fuel Line 25' Roll.

FUEL LINE continued

Part#	O.E.M#	ID	OD
115-293	Universal	3/16"	7/16"
115-295	B&S# 395051 Tecumseh# 430173	1/4"	1/2"
115-297	Universal	5/16"	9/16"



BRAIDED NEOPRENE FUEL LINE (25 foot roll).

Meets SAE30R7 specifications. Nitrile tube is reinforced with high strength RAYON. Neoprene cover resists oil, grease and ozone. Extremely durable to give years of trouble free service. Temp range 40 degrees to 200 degrees. Used on Briggs and Stratton & Tecumseh, also found on other equipment.

115-105	Clear	1/8"	3/16"
115-113	Clear	3/16"	.301"
115-121	Clear	1/4"	.365"



ECONOMY FUEL LINE (50 foot roll)

- For use on Chain Saw & Trimmer applications (1/8")
 - For use on Lawn and Garden applications (3/16" & 1/4")






115-645	Homelite# 70310-98	7/64" (.109")	13/64" (.209")
---------	-----------------------	------------------	-------------------









FUEL LINE (50 foot roll)

Used on Homelite & McCulloch Chain Saws and Trimmers. This quality fuel line is dark gray in colour. Measures: 7/64" (.109") ID X 13/64" (.209") OD with a 3/64" (0.047") wall thickness.







FUEL LINE continued

Part#	Application
610-192	Molded fuel line
O.E.M Applications Echo# 132007-04920 Echo# 132007-07530 McCulloch# 217387 Stihl# 4126-356-7700	
Fits Echo trimmers equipped with Kiorizt & McCulloch engines. Measures: 12-1/8" L X 3/16" OD X 1/16" ID. Grommet fits a 3/8" hole.	
610-194	Grommet with Fuel Lines
NEW O.E.M Applications Echo# 132115-46730 Echo# 90-0103 Echo# 90-097	
Fits Echo hand held equipment. Includes: (1) three hole grommet, (3) 8" lengths of fuel hose. Fits Trimmers models: GT-200EZR, GT-201EZR, GT-200i, GT-201i, GT-200R, GT-201R, PE-200, PE-201, PPF-210, PPF-211, SRM-210, SRM-211, SRM-210i, SRM-211i, SRM-210U, SRM-211U, SRM-210SB, SRM-211SB, HC-150, HC-151, HC-150i, HCR-150, and HCR-151. (To replace Echo# 900103 / 90097 you will need to order (1) 610-607 vent assembly and (1) 614-527 in-tank filter).	
610-212	Molded fuel line
O.E.M Applications Homelite# 63744A Homelite# 63745A	
Fits Homelite chain saw models XL-12, Super XL and XLAO. Measures: 9" overall length.	
610-422	Fuel Line / Filter / Grommet
O.E.M Applications Homelite# DP181767	
Fits Homelite / Ryobi / Kawasaki trimmers . Measures: 8" L X 3/32" ID fuel line, 6-1/2" L X 1/8" ID primer line.	
115-460	Molded fuel line
O.E.M Applications Honda# 95001-45200-40S Honda# 95001-45140-40 Code# 2930873	
Fits Honda models GX110, GX120, GX140 & GX160. Measures: 4.5 X 200mm formed ends	

FUEL LINE continued

Part#	Application
115-461	Molded fuel line
O.E.M Applications Honda# 95001-45300-40S Honda# 95001-45222-40 Code# 2979748	
Fits Honda models GX240, GX270, GX340 & GX390. Measures: 4.5 X 300mm formed ends	
610-141	Molded fuel line
O.E.M Applications Husqvarna# 501 28 59-011 Husqvarna# 501 28 59-02 Husqvarna# 503 50 97-01	
Fits Husqvarna chain saw models 61, 66, 266 & 266XP, also found on Jonsereds model 630. Measures: Overall Length: 5-1/16"	
610-151	Molded oil pipe
O.E.M Applications Husqvarna# 501 51 99-01	
Fits Husqvarna chain saw models 61, 266 & 266XP, also found on older Jonsereds model 630.	
610-400	Molded fuel line
O.E.M Applications Astron# 717295 Kawasaki# 6816ABC Kawasaki# 92059-2113 Kawasaki# 310370-6816A	
Fits Kawasaki Trimmers and Kaaz trimmers . Fits models KT12, KT18, DT18, TD24, TD33 & TF22.	
610-402	Primer assembly
O.E.M Applications Kawasaki# 49043-2063 Kawasaki# 49043-20701	
Fits Kawasaki / Kaaz trimmer models KT12, KT18 and TD40. (elbow# 49049-2057)	
610-119	Fuel line assembly
O.E.M Applications Kawasaki# 49019-2065	
Fits Kawasaki / Kaaz trimmer models TD18, TD22, TD24, TD33, TD40 and TD48.	

FUEL LINE continued

Part#	Application
610-238	Molded fuel line
O.E.M Applications McCulloch# 64848 McCulloch# 301011 McCulloch# 215708	
Fits McCulloch chain saw model 1010. Measures: 6-1/8" overall length.	
610-405	Fuel line & Grommet
O.E.M Applications Echo# 132007-04920 Echo# 132007-07530 McCulloch# 213948 (fuel line) McCulloch# 215495 (grommet) McCulloch# 94405 Toro# 41-1880	
Fits McCulloch, Echo, Toro and Weedeater trimmers . Measures: 7-1/2" L X 5/32" OD X 1/16" ID. Grommet fits a 3/8" hole.	
120-297	Fuel Line & Grommet
NEW O.E.M Applications Stihl #'s 0000-930-2803 0000-989-0516	
Fits Stihl trimmer models: FS350, FS400, FS450 & FS480 etc. Overall Length: 6-1/2" (165mm). Rubber Grommet slides over fuel line & will fit a .365" ID (9mm) hole approximately.	
610-410	Fuel pick-up & primer assembly
O.E.M Applications Robin# EC02-6225 (Weight) Robin# EC02-8405 (Tube) Robin# ED02624 Robin# 1657 Robin# EC020098	
Fits Robin / Tass trimmers and others.	
610-406	Fuel line with primer assembly
O.E.M Applications Ryan# 181168 / 181558 Ryan# 181801 Ryobi# 181168 / 181558 Ryobi# 181801 / 683974 Stihl# 4130-350-6200	
Fits Ryobi trimmers and others.	
610-415	Fuel tube assembly
O.E.M Applications Shindaiwa# 20000-85303	
Fits Shindaiwa trimmers models: T25, C25 and C35. Measures: 5-5/8" long	



FUEL LINE continued

Part#	Application
610-420	Fuel filter assembly
O.E.M Applications Green Machine# 309906 Shindaiwa# 20011-85400 Shindaiwa# 20011-85401 Shindaiwa# 20011-85451 Shindaiwa# 20011-85459	
Fits Shindaiwa trimmers models T20, T25, C25, C35, B45, LT20, HT20 and C20. Measures: 4-3/8" Overall length	
610-121	Molded Fuel Line
O.E.M Applications Stihl# 119-358-7700	
Fits Stihl chain saw models: 034, 034 Super and 036 previous to serial number X39108850; 038 series as well as model 064 previous to serial number X19512349. Measures: 4-3/4" Long	
120-295	Fuel filter assembly
O.E.M Applications Stihl# 4112-350-3500	
Fits Stihl trimmer models FS80.	
610-122	Molded fuel line
O.E.M Applications Stihl# 1127-358-7702	
Fits Stihl chain saw models: 029, 034, 036, 039, MS290, MS360, MS390.	
610-124	Molded fuel line
O.E.M Applications Stihl# 4128-358-0800	
Fits Stihl trimmer models: FS350 / FS400.	
610-125	Molded fuel line
O.E.M Applications Stihl# 1123-358-7701	
Fits Stihl chain saw models: 021, 023, 025, MS210, MS230, MS250. Note: Designed to be used with engines manufactured before January 2012; Not to be used with engines manufactured after January 2012.	
610-128	Molded Fuel Line
NEW O.E.M Applications Stihl# 1119-358-7702	
For Stihl . Fits chain saw models: MS381.	


FUEL LINE continued

Part#	Application
610-129	Molded Fuel Line
O.E.M Applications Stihl# 1128-358-7701	
Fits Stihl chain saw models: MS341, MS361, 044, 046, MS440 & MS460.	
610-130	Molded Fuel Line
NEW O.E.M Applications Stihl# 1124-358-7700	
Fits Stihl chain saw models: 066, MS650 and MS660.	
610-132	Molded Oiler Hose / Oil Tube
NEW O.E.M Applications Stihl# 1106-647-9404	
Fits Stihl chain saw models: 028, 030, 031, 032, 038, 070, 075, 090, MS 380, MS 381. This hose connects to the oil pump.	
610-134	Molded Oiler Hose / Oil Tube ONLY
NEW O.E.M Applications Stihl# 1122-647-9400	
Pick-up filter body not included. Oil pump pick-up hose only. Fits the following Stihl chain saw models: 024, 026, 034, 034, 036, 036QS, 064, 066, MS240, MS260, MS260C, MS340, MS341, MS360, MS360C, MS361, MS361C, MS362, MS362C, MS441, MS441C, MS640, MS650 and MS660.	





FUEL BOWL ASSEMBLY

120-030	Fuel Bowl Assembly
O.E.M Applications B&S# 295984 B&S# 393169 B&S# 690612 Clinton# 293325 John Deere# PT4337 Kohler# A210101 Tecumseh# 32439 Wisconsin / Robin# LP43	
Universal to fit all small engines where a gasoline filter is needed.	
120-048	Fuel Bowl Gaskets
O.E.M Applications B&S# 68477 B&S# 692190	
Fits our 120-030	(Sold in multiples of 10)



FUEL BOWL ASSEMBLY

Part#	Application
120-055	Fuel Bowl only
O.E.M Applications B&S# 298683 John Deere# PT4271	
Fits our 120-030	

FUEL LINE CLAMPS

120-121	Clamp - (black colour)
O.E.M Applications Homelite# 93426	
Fits 7/32" OD fuel line.	(Sold in multiples of 10)
120-117	Clamp - (Green colour)
O.E.M Applications Tecumseh# 26460	
Fits 7/16" OD fuel line.	(Sold in multiples of 10)
120-113	Clamp - (Red Colour)
O.E.M Applications B&S# 791850 / 93053 / 95162S Scag# 4805901	
Fits 1/2" OD fuel line.	(Sold in multiples of 10)
120-139	Worm Clamp
O.E.M Applications John Deere# TY22462	
Adjust from 7/32" thru 5/8".	(Sold in multiples of 10)

FUEL LINE FITTINGS

120-071	Elbow Fitting
O.E.M Applications B&S# 67218 B&S# 691609 Noma# 43965	
1/8" pipe thread without screen. Fits 1/4" ID fuel line. (Metal)	
120-089	Straight Fitting
O.E.M Applications B&S# 230318 B&S# 691764	
1/8" pipe thread without screen. Fits 1/4" ID fuel line. (Metal)	



FUEL LINE FITTINGS

Part#	Application	
120-196	Elbow Fitting	
O.E.M Applications Universal Use with our 125-336 bushing. Fits 1/4" ID fuel lines. (Metal). Measures: 1-3/8" L X 1-1/16" W		
120-246	Straight Fitting	
O.E.M Applications Universal Use with our 125-336 bushing. Fits 1/4" ID fuel lines. (Metal) Measures: 1-1/2" L		
120-284	Fuel filter joint	
O.E.M Applications Honda# 16955-ZE1-000 Honda# 91353-671-003 Honda# 95002-020-80 Code#s 0250647 / 0949883 / 1427459 Fits models GX110, GX120, GX140, GX160, GX240, GX270, GX340 and GX390.		
120-281	Fuel filter joint	
NEW O.E.M Applications Honda# 16955-ZE1-000 Honda# 16956-ZE1-000 Fits models GX120, GX140, GX160, GX200, GX270, GX340 and GX390. Fits our 535-600, 535-601, 535-602 and 535-603 fuel tanks.		
120-253	Shut-off Valve	
O.E.M Applications Universal Use with our 125-336 bushing. Fits 1/4" ID fuel lines. (Metal)		
125-336	Fuel Tank Bushing	
O.E.M Applications Ariens# 75093, Bolens# 1738433 Cub Cadet# 735-0149 Cub Cadet# 935-0149 Exmark# 513645 MTD# 735-0149 / 935-0149 Noma# 42690 / 44847 Scag# 48309, Simplicity# 1654930 Snapper# 1-2337, Tecumseh# 33679 Toro# 104047 / 1654930 / 46-6560 Fits 33/64" diameter fuel tank holes. Measures: .356" ID X .615" OD (Rubber)		


FUEL LINE FITTINGS

Part#	Application	
610-214	Fuel Line Coupling Grommet	
O.E.M Applications Homelite# 013271 Homelite# A07508 1/16" ID for fuel and oil tanks (While Quantities Last)		
120-279	Fuel Line Shut-off	
O.E.M Applications Bolens# 1703896 Bolens# 1718029 Encore# 363031, Exmark# 1303331 Gravely# 007354 / 18563 / 7354 John Deere# AM31850 / PT8655, Lawn-boy# 677052, Noma# 42879, Scag# 48056 / 48308 Snapper# 1-6325 / 2-4507 / 3-4212 Tecumseh# 27803 / 29683 Toro / Wheel Horse# 30471 1/8" pipe thread with screen. Fits 1/4" ID fuel line (Metal)		
120-214	In Line Fuel Shut-off	
O.E.M Applications John Deere# AM36141 Toro# 54-3150 1/4" nipple (Metal)		
120-219	In Line Fuel Shut-off H.D.	
O.E.M Applications Scag# 48568 Heavy duty ball valve. Use with 1/4" fuel line. Universal application. (Metal)		
120-212	In Line Fuel Shut-off	
O.E.M Applications B&S# 493960 / 494768 B&S# 698183 John Deere# AM107340 John Deere# AM107922 Snapper# 1-6325 / 2-4507 Snapper# 7034212 Toro / Wheel Horse# 54-3150 Fits 1/4" ID fuel line. Red knob opens and closes easily with a quarter turn. (Composite material)		
120-213	In Line Fuel Shut-off	
O.E.M Applications B&S# 494769 B&S# 697944 B&S# 698181 Tecumseh# 35857 Fits 3-1/2 and 5 Hp Industrial. Plus models. Fits 1/4" ID fuel line, 90 degree valve. (Composite material)		

FUEL LINE FITTINGS

Part#	Application
120-216	Fuel Line Shut-off
O.E.M Applications B&S# 396244 B&S# 399517 John Deere# M73553	
	
Fits B&S Max engines. 1/8" pipe thread without screen, 90 degree valve; Outlet for 1/4" ID fuel line. (Composite material)	
120-217	Fuel Line Shut-off
O.E.M Applications B&S# 396244 / 399517 John Deere# M73553	
	
(While Quantities Last) Fits Tecumseh engines. 1/8" pipe thread with screen, 90 degree valve; Outlet for 1/4" ID fuel line. (Composite material)	







FUEL SHUT OFFS

120-218	Fuel Line Shut-off
O.E.M Applications Universal Kohler# 25 462 03 Kohler# 25 462 03S	
	
Fits 1/8" - 1/4" ID fuel line. 90 degrees with screen, Red knob opens and closes easily with a quarter turn. (Composite material) Use with our 125-336 bushing.	
120-278	Fuel Line Shut-off
O.E.M Applications Honda# 16950-ZG9-M02 Code# 5028923	
	
Fits models GCV135, GCV160, GXV135 and GXV160.	
120-273	Fuel Line Shut-off
O.E.M Applications Exmark# 1-633347	
	
Fits Exmark zero turn riders with two tanks. Fits 1/4" ID fuel lines, two-way fuel cut off valve	

For "In Tank Filters" please see our "CHAIN SAW ACCESSORIES" and "TRIMMER PARTS" sections.





FUEL TANKS / FILTERS




Part#	Application
535-603	Fuel Tank
O.E.M Applications Honda# 17510-ZE0-020ZA Code# 3695236	
	
Fits models GX110 and GX120.	
535-600	Fuel Tank
O.E.M Applications Honda# 17510-ZE1-020ZA Honda# 17510-ZE3-020ZA Code# 3683661	
	
Fits models GX140, GX160 & GX200.	
535-601	Fuel Tank
O.E.M Applications Honda# 17510-ZE2-010ZA Honda# 17510-ZE2-020ZA Honda# 17510-ZE2-800ZC Code# 3690070 / 7627540 / 8157174	
	
Fits models GX240 and GX270.	
535-602	Fuel Tank
O.E.M Applications Honda# 17510-ZE3-010ZA Honda# 17510-ZE3-020ZA Code# 3713278 / 7669757	
	
Fits models GX340 and GX390.	
<p>NOTE: Above fuel tanks use our 125-603 and 125-604 gas caps; 120-018 gas tank filter; 115-461 molded fuel line and our 120-284 fuel filter joint assembly. All can be found in this section "26"</p>	
120-018	Fuel Tank Filter
O.E.M Applications Honda# 17672-880-000 Honda# 17672-ZE2-W01 Code# 4270864 / 0474759	
	
Fits under gas cap. For models GX160, GX200, GX240, GX270, GX340 & GX390	
120-013	Fuel filter
O.E.M Applications Honda# 16952-ZE6-000 Code# 1452945	
	
(While Quantities Last) Fits Honda engine model: GXV120.	






FUEL TANKS / FILTERS

FUEL FILTERS - IN LINE






Part#	Application
120-284	Fuel filter joint
<p>O.E.M Applications</p> <p>Honda# 16955-ZE1-000 Honda# 91353-671-003 Honda# 95002-020-80 Code#s 0250647 / 0949883 / 1427459</p> <p>Fits models GX110, GX120, GX140, GX160, GX240, GX270, GX340 and GX390.</p>	
	
120-281	Fuel filter joint
NEW	
<p>O.E.M Applications</p> <p>Honda# 16955-ZE1-000 Honda# 16956-ZE1-000</p> <p>Fits models GX120, GX140, GX160, GX200, GX270, GX340 & GX390. Fits our 535-600, 535-601, 535-602 & 535-603 fuel tanks.</p>	
	

FUEL FILTERS - IN LINE

120-047	Fuel Filter
<p>O.E.M Applications</p> <p>Universal</p> <p>Fits large capacity automotive style filter. Fits 1/4" fuel lines. (10 micron)</p>	
	
120-430	Universal In-Line Fuel Filter
<p>O.E.M Applications</p> <p>John Deere# AM116304 John Deere# GY20709 Kohler# 25 050 03 / 25 050 08S Kohler# 25 050 42</p> <p>80 micron. Dual hose barbs that fit both 1/4" and 5/16" ID hose. Measures: 3-5/8" overall length. Features a new high impact polymer-copolymer blend that will stand up to all standard and bio-based fuels including E85.</p>	
	
120-014	Fuel Filter
<p>O.E.M Applications</p> <p>B&S# 394358 B&S# 394358S / 4112 John Deere# AM38708 Kees# 363333 Simplicity# 173206 / 2173206 Snapper# 7-6572</p> <p>(Sold in multiples of 10)</p> <p>For engines with fuel pumps. Fits 1/4" ID fuel lines (75 micron) White in colour, 1-1/4" diameter</p>	
	

Part#	Application
120-188	Fuel Filter
<p>O.E.M Applications</p> <p>B&S# 298090 / 298090S B&S# 4105 / 5018B Cub Cadet# 751-3013 John Deere# PT4265 Scag# 4805702, Snapper# 1-4359 Toro / Wheel Horse# 42-5240 Toro / Wheel Horse# 56-6360</p> <p>(Sold in multiples of 10)</p> <p>For engines without fuel pumps. Fits 1/4" ID fuel lines (150 micron) Red in colour, 1-1/4" diameter</p>	
	
120-003	Fuel Filter
<p>O.E.M Applications</p> <p>Bobcat# 38666 B&S# 4129 / 493629 / 691035 Gravely# 040742 John Deere# AM108356 Kawasaki# 49019-7001 Kohler# 25 050 02 / 25 050 02S / 25 050 07S Tecumseh# 34272B / 34279 / 34279A / 740003B Walker# 5020, Woods# 70311</p> <p>Fits 1/4" ID fuel lines (80 micron). Clear plastic with polymer treated paper screen.</p>	
	
120-006	Fuel Filter
<p>O.E.M Applications</p> <p>AYP# 371979 Bolens# 1727491 John Deere# AM107314 John Deere# AM36483 Kohler# 25 050 01, Murray# 25149 Snapper# 1-4259 / 1-4359 / 1-7777 / 7014359 Troy Bilt# 1727491 / 9513013</p> <p>(Sold in multiples of 10)</p> <p>Fits 1/4" ID fuel lines (75 micron) White in colour. Plastic</p>	
	
120-223	Fuel Filter "90 degree"
<p>O.E.M Applications</p> <p>Universal</p> <p>Used on Lawnmowers & Tractors. 1/4" fuel filter, 1/4" nipple, (90 microns). Polyester screen, 5/16" in/out diameter. Clear filter with polyester screen inside.</p>	
	
120-104	Fuel Filter
<p>O.E.M Applications</p> <p>B&S# 492836 Grasshopper# 101005 John Deere# AM876035 Kubota# 12581-43012 / 12691-43010 / 13351-43010 Toro / Wheel Horse# 18-1520</p> <p>For larger horse power models. Fits 5/16" ID fuel lines (10 micron). Clear filter with paper / felt element inside. Measures: 1-7/8" OD X 3-1/2" Long. Translucent body. Used on Kubota and many other manufacturers equipment.</p>	
	







FUEL FILTERS - IN LINE

Part#	Application
120-111	Fuel Filter
<p>O.E.M Applications</p> <p>Cub Cadet# CC2405002 Kohler# 24 050 02 Kohler# 24 050 02S Toro / Wheel Horse# 83-1320 Toro / Wheel Horse# 94-2690</p> <p>Fits Cub Cadet model 1500 and 2000 series tractors; Toro Greensmaster 300, 3000, 3100 and Sand Pro 5000. (10 micron), Fits 1/4" ID fuel line.</p>	
	
120-436	Fuel Filter
<p>O.E.M Applications</p> <p>Bobcat# 38283 / 38666 Bunton# PM244 Exmark# 1303197 / 303197 Jacobsen# 552265 John Deere# AM116304 Kohler# 25 050 03 / 25 050 08S / 25 050 22S Onan# 149-2206-01 Toro / Wheel Horse# 71-5960</p> <p>Our Most Popular Filter</p> <p>Used on Lawnmowers and Tractors. Fits both 1/4" and 5/16" ID fuel lines. Stepped at both ends. (23 microns) Clear filter with paper / felt element inside. Measures: 4-3/8" L X 1-1/2" diameter</p>	
	
120-064	Fuel Filter
<p>O.E.M Applications</p> <p>B&S# 695666</p> <p>Fits 1/4" ID fuel lines. Measures: 3-1/2" L X 1-1/8" OD (30 micron), translucent plastic body.</p>	
	
120-062	Fuel Filter
<p>O.E.M Applications</p> <p>Gravely# 21527800 Kawasaki# 49019-1055</p> <p>For 27 Hp engines. Measures: 3-7/8" L X 1-3/8" OD</p>	
	
120-063	Fuel Filter
<p>O.E.M Applications</p> <p>Gravely# 21538400 Kohler# 24 050 10 Kohler# 24 050 10S MTD# 490-240-0001 Kawasaki# 49019-7001</p> <p>Fits models FC420V, FH381V, FH430V, FH451V, FH500V, FH531V, FH601V, FH641V, FH680V and FH721V. For 13 thru 20 Hp engines. Measures: 2.74" L X .186" ID</p>	
	





FUEL FILTERS - IN LINE

Part#	Application
120-190	Fuel Filter
<p>O.E.M Applications</p> <p>Grasshopper# 101000 Homelite / Jacobsen# 550489 Kubota# 15231-43560 Kubota# 15231-443560 Walker# 7021 Walker# 70221 Woods# 70666</p> <p>Fits Kubota models: G4200, G5200, G6200, B1550, B20, B1500, B1750 thru B7100, all B series and older G series 29 tractor models. Measures: 1/2" ID X 1-1/8" OD X 3-3/8" Long.</p>	
	
120-004	Fuel Filter
<p>NEW</p> <p>O.E.M Applications</p> <p>Ariens# 21541700 Kohler# 25 050 02S Kohler# 25 05 007S</p> <p>Fits 3/16" thru 1/4" ID fuel lines (75 micron). Used on many Kohler engine applications. Measures: 2-3/8" Overall Length. Fuel Filter Body measures: 1" Long X 7/8" OD.</p>	
	
<p>FUEL FILTERS - IN TANK</p> <p>For additional fuel line and related parts see our "Chain Saw Accessories - O.E.M" Section 16</p>	
610-014	Fuel Filter Assembly
<p>O.E.M Applications</p> <p>Echo# 131205-06530 Homelite / Jacobsen# A69923 John Deere# PT7610 Tillotson# OW-802 Toro / Wheel Horse# 34-7260 Weedeater# 91481</p> <p>Use with 1/8" ID fuel line. (felt material). Found on many older Homelite chain saws. Measures: 1-1/2" Long X 9/16" diameter.</p>	
	
610-022	Fuel Filter
<p>O.E.M Applications</p> <p>Homelite / Jacobsen# 64083 / 640831 Poulan# 23364 Poulan# 530-091878 Tillotson# 95-182</p> <p>(Priced Individually) (Sold in Multiples of 10)</p> <p>Replacement felt filter for our 610-014 in-tank fuel filter. Measures: 1" Long X 1/4" ID X 9/16" OD.</p>	
	


FUEL FILTERS - IN TANK

Part#	Application
610-006	Fuel Filter Assembly
O.E.M Applications John Deere# PT12362 Tillotson# OW497 Weedeater# 24841	
Use with 1/8" ID fuel line. (felt material) Found on many chain saws. Measures: 1-1/2" Long X 13/16" diameter.	
610-030	Fuel Filter
O.E.M Applications Homelite / Jacobsen# 59253 Homelite / Jacobsen# 592531A Oleo Mac# 6000045 Olympic# 6000045 Poulan# 34032 Poulan# 530-034032 Tillotson# 95-172	 (Priced Individually) (Sold in Multiples of 10)
Replacement felt filter for our 610-006 in-tank fuel filter. Measures: 1" Long X 7/16" ID X 13/16" OD.	
614-527	In-tank Fuel Filter
O.E.M Applications Walbro# 125-527	 (Priced Individually) (Sold in Multiples of 5)
Use with 1/8" ID fuel line. Dual filtration felt and stainless steel mesh element. Used on engines up to 33cc.	
614-528	In-tank Fuel Filter
O.E.M Applications Walbro# 125-528 Walbro# 125-528D	 (Priced Individually) (Sold in Multiples of 5)
Use with 1/8" ID fuel line. Dual filtration felt and stainless steel mesh element. Used on engines up to 80cc.	
613-601	Fuel Filter - In Tank
O.E.M Applications Homelite / Jacobsen# 49422 / 96639 / UP0387 McCulloch# 216985 / 49422 / 93720 Tecumseh 410245 / 410263, Zama# ZF1	
Our most popular filter for small trimmers and chain saws. Fuel Filter for all McCulloch Mini Chain Saw and Trimmer models using 3/32" thru 1/8" ID fuel lines. Measures: 1-1/4" long X 1/2" diameter.	
613-602	Fuel Filter - In Tank
O.E.M Applications Zama# ZF2	
Use with 1/8" ID fuel line. Measures: 1-1/4" long X 1/2" diameter.	


FUEL FILTERS - IN TANK

Part#	Application
613-603	Fuel Filter - In Tank
O.E.M Applications Husqvarna# 503 44 32-01 Zama# ZF3	
Found on many chain saws as well as many other applications. Fits Husqvarna chain saws and many others. Use with 3/32" or 1/8" ID fuel line. Measures: 1-5/8" long X 11/16" diameter.	
613-604	Fuel Filter - In Tank
O.E.M Applications Stihl# 0000-350-3502 Zama# ZF4	
Use with 1/8" ID fuel line. Universal type. Measures: 1-5/8" long X 11/16" diameter.	
613-605	Fuel Filter - In Tank
O.E.M Applications Stihl# 0000-350-3500 Stihl# 1115-350-3503 Zama# ZF5	
Use with molded fuel lines. Fits chain saw models with molded fuel lines. Measures: 11/16" OD X 1-5/8" overall length.	
613-607	Fuel Filter - In Tank
O.E.M Applications Stihl# 0000-350-3504 Stihl# 1115-350-3503	
For use with molded fuel lines. Fits Stihl chain saw models: 034, 036, 038 etc with molded fuel lines. NOTE: Similar to our our 613-605 but larger diameter (23mm). Recommended for larger cc Stihl chain saws. 044, MS440, 046, MS460, 064, MS640, 066, MS660 etc. Measures: 1-3/4" overall length X 23mm diameter.	



FUEL PUMPS

520-112	Mechanical Fuel Pump Arm Length: 1-5/8". Adapters to fit 1/4" ID, 5/16" ID and 3/8" ID fuel line. Inlet & outlet are in-line with arm.
O.E.M Applications Kohler# 52 559 01 Kohler# 52 559 01S Kohler# 52 559 02 Kohler# 52 559 03S	
Fits Kohler models: K241 thru K341 and KT series. Also fits MV16 with specs 56501-56518; MV18 with specs 58501-58539; MV20 with specs 57501-57514 with exception of specs 58517, 58518, 58519, 58520 and 58523.	

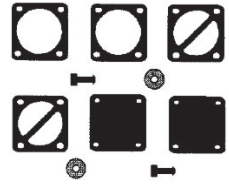



FUEL PUMPS continued

Part#	Application
520-110	Mechanical Fuel Pump Arm Length: 1-5/8". Fits 1/4" ID fuel lines. 1/8" pipe thread inlet and outlet. Inlet & Outlet are at 90 degree angle to arm
O.E.M Applications Gravely# 038789 Kohler# 47 393 19S / 47 559 01S 47 559 03 / 47 559 04 47 559 04S / 47 559 05S 47 559 11S / A236205S	
	
Fits K241 thru K341 and M10 thru M16.	
520-102	Mechanical Fuel Pump Arm Length: 1-5/8". Fits 1/4" ID fuel lines. Inlet and Outlet are at 90 degree angle to arm.
O.E.M Applications Kohler# 12 393 03 12 559 01 12 559 02S	
	
Fits Kohler models: CH11 thru CH15 and CV11 thru CV16.	
520-130	Mechanical Fuel Pump Inlet and outlet are at 90 degree angle to arm
O.E.M Applications Case (ingersoll)# C24851 Gravely# 011651 Kohler# 47 393 06S 47 393 08 / 47 559 02 47 559 10S / 47 559 02S A235845S / A235845	
	
Fits models K241, K301, K321 and K341.	
520-175	Impulse Fuel Pump (Nylon body) Fits 1/4" ID fuel line -(3) nipples / lines.
O.E.M Applications B&S# 808656 Honda# 16700-Z0J-003 Honda# 16700-ZL8-013 John Deere# LG808656 John Deere# M138498 John Deere# M145667 Kawasaki# 49040-7001 Kohler# 24 393 16 / 24 393 16S Walbro# FPC11	
	
Fits on Briggs and Stratton, Honda, Kawasaki and Kohler. Found on Briggs & Stratton models: 28B702, 28B707, 28M707, 28N707, 28P777, 28Q777, 351442 and 351447; Kawasaki 15 thru 25 HP engines; Kohler CH17 thru CH25, CV17 thru CV25, CH730 thru CH740 and CV730 thru CV740. For 17 HP thru 25 HP engines.	









FUEL PUMPS continued

Part#	Application
520-176	Impulse Fuel Pump Fits 1/4" ID fuel line (3) nipples / lines.
O.E.M Applications B&S# 491922 B&S# 692313 Kohler# 24 393 04 Kohler# 24 393 04S	
	
MIKUNI (Made in Japan). (Uses our 616-454 fuel pump kit).	
520-177	Impulse Fuel Pump
O.E.M Applications Walbro# WIP-13-1 Walbro# WIP-13-S	
	
Replaces 4-cycle pumps. Fits models: 3020, 3027, 3028, 3029, 3043, 3044 and 3045 series impulse pumps. (Uses our 520-187 repair kit Walbro# K10-WIP).	






FUEL PUMP KITS

616-454	Mikuni Fuel Pump Kit
O.E.M Applications B&S# 491922	
Fits our 520-176 fuel pump. Found on Briggs and Stratton & Kawasaki engines etc. - 10 piece kit	
	
520-187	Walbro Fuel Pump Kit
O.E.M Applications Walbro# K10-WIP	
Fits our 520-177 fuel pump. Used on many 4-cycle engine applications. This is the Go-Karters choice for its dependability. - 7 piece kit	
	
520-106	Fuel Pump Repair Kit
O.E.M Applications B&S# 393397	
Fits Briggs and Stratton models: 253400 thru 255400, 400400 thru 422700 and 460700.	
	
520-124	Fuel Pump Repair Kit
O.E.M Applications B&S# 693502	
Fits 40 and 42 CID twin cylinder engines with 4 screw mounting. - 5 piece kit. NOTE: For a complete overhaul kit see our carburetor kit# 520-249, Replaces B&S# 693503 (section 10)	
	








PRIMER BULBS

Part#	O.E.M	Application
120-206	B&S# 208958A B&S# 4128 B&S# 4178 B&S# 494408 B&S# 694394	
Fits Quantum series 3-1/2, 3.75 and 4 Hp models. Includes: Retainer (without hole)		
120-208	B&S# 208959A B&S# 4180 B&S# 496115 B&S# 5085H B&S# 5085K B&S# 694395	
Fits Quantum series 5, 5-1/2 and 6 Hp models. Includes: Retainer (with hole). Found on Briggs models: 122K02, 122K82, 124K02, 12A800, 12F702, 12F707, 12F782, 12G802, 127800, 128800, 129700, 129800 & 135700 series Quantum engines; for (12 CID) backing plate mount engines.		
610-532	Kawasaki# 49043-2065	
Fits Kawasaki models: TD18, TD24 and TG33.		
120-204	Lawn-boy# 607310	
Used on 1974 and newer Lawn Boy models; mounted on engine shroud.		
120-440	Lawn-boy# 667460 Toro# 66-7460	
Fits Silver series models with Walbro carburetors. Found on both Lawn Boy and Toro models.		
120-210	Tecumseh# 632047 632047A	
Fits models LAV, V, VH, H22 thru H35, HS40, 638, 650 and 670, also TNT100, TNT120, ECV100, ECV105, ECV110, ECV120; CA-631849A thru CA-632795 carburetors; TEC-632804, TEC-640173 & TEC-640196.		
120-289	Tecumseh# 0036045A 36045 / 36045A	
For Vector carburetors Includes lock washer. Fits Vector carburetor models VLV-50, VLV-60, VLV-65, VLV-66, VLV-126 & TVS90		
120-290	Tecumseh# 23120003 / 321802A 32184 / 570442A 570629A / 570629B	
Primer Bulb Assembly (Non Original Tecumseh Part)		







PRIMER BULBS continued

Part#	O.E.M	Application
120-298 NEW	Tecumseh# 570682A	
Primer Bulb Assembly With 2 tabs on back for mounting. Found on many Snowking snowblower applications, as well as many China engine applications. Fits models: AV520, HMSK100, HMSK105 and HMSK110. (Original Tecumseh Part). Two images shown for reference		
615-788	Poulan# 530-038874	
Primer Bulb with plate Fits models 111, 114, 115, 165, 175, 176, 185, 185R, 195, 196, BC2400, BC24W, BC308, BC3100, GTI15 thru 19, 52, LT17, HP22, 28, XT125, 20, 30, 40, 45, 50, 85, 7000 and 7500 series gas Trimmers. Mounting plate measures: 1-5/16" L X 1" W, Mounting holes on 27mm centers. (2) line primer with different sized lines.		
615-513	Poulan# 530-047213 Poulan# 530-071835 Walbro# 188-513 Walbro# 188-513-1 Weedeater# 530-071835	
Primer Bulb Assembly Fits WT-119C and WT265 Walbro carburetors. Found on many Poulan / Weedeater trimmer applications as well as many others. Poulan models: 222, 262, BH2160, BH2660, PP220LE, Titanium 2550T, 255 FLW, SM4018, 2050, 2055, 2150, 2175, 2250, 2375, 2450, 2550, PP220 and PP260. Mounting plate measures: 1-5/16" L X 13/16" W, Two mounting holes on 28mm centers. (2) line primer with the same sized lines.		
615-514 NEW	Stihl# 0000-350-6202 Stihl# 1130-350-6200	
Primer Bulb Assembly MOUNTING HOLE: .576". Found on Stihl concrete / cut off saw models: TS400 and TS800. Fits Stihl Blower model: BR500 plus many other makes / models. (Uses our 615-028 replacement primer bulb). Note: This primer assembly has a coil spring inside the primer bulb. (To fit larger mounting hole see our 615-511 primer).		
615-511 NEW	Stihl# 0000-350-6202	
Primer Bulb Assembly. MOUNTING HOLE: .758". Found on Stihl concrete / cut off saw models: TS700 and TS800. Fits Stihl Blower models: BR500, BR550 and BR600 plus many other makes / models. (Uses our 615-028 replacement primer bulb). Note: This primer assembly has a coil spring inside the primer bulb. (To fit smaller mounting hole see our 615-514 primer).		



PRIMER BULBS continued

Part#	O.E.M	Application
614-506	Walbro# 188-506	
<p>Primer Bulb Assembly Fits WA-135, WA-148A, WA-150, WA-154, WA-161& WA-162 model carburetors.</p>		
614-508	Walbro# 188-508	
<p>Primer Bulb Assembly Fits HDA-97 model carburetor.</p>		
614-509	Walbro# 188-509	
<p>Primer Bulb Assembly Fits HDA-51, WA-180, WA-181, WA184, WA-185, WA-187, WA-194, WT-139, WT-145, WT-184, WT-243 & WT-50 model carburetor.</p>		
614-511	Walbro# 188-511	
<p>Primer Bulb Assembly Fits WA-140 model carburetor. External mount.</p>		
615-512	McCulloch# 224242-01 MTD# 791-683974 MTD# 791-683974B Ryobi# 683974 Stihl# 4130-350-6200 Tanaka# 442-25143-800 Walbro# 188-512 Walbro# 188-512-1	
<p>Primer Bulb Assembly Fits WT23A, WYJ33, WYJ34, WYJ45 and WYJ86 Walbro carburetors. Found on Ryobi and many other trimmer makes. MOUNTING HOLE: .595" (Uses our 615-020 replacement primer bulb).</p>		
120-807	Tecumseh# 632694A	
<p>For VLV and ELV engines. (with vented hole) Fits carburetor models 632646, 632669, 632670, 632681 and 632756.</p>		
615-020	Echo# 123181-40630 Husky# 502 18 31-01 Husky# 503 58 37-01 Husky# 531 00 24-36 McCulloch# 22583400 Stihl# 4133-121-2700 Stihl# 4226-121-2700 Tanaka# 447-25108-200 Walbro# 188-12 / 188-12-1	
<p>Fits WA, WT, WY, WYJ, WYK and WZ series carburetors. Found on many Homelites equipped with Walbro "WT" series carburetors. Measures: .600" OD X .550" HT.</p>		

PRIMER BULBS continued

Part#	O.E.M	Application
615-023	Walbro# 188-14 Walbro# 188-14-1	
<p>Fits Walbro carburetor models: WT-137-1, WT193-1, WT212-1, WT251-1, WT274-1, WT297-1, WT305-1, WT308-1, WT314-1, WT333-1, WT344-1, WT365-1, WT415-1, WT417-1, WT424-1 and WT462-1. Fits Echo models: PB2400, SRM3100, SRM3400 and SRM3800. Measures: 3/4" flange OD X 11/16" HT</p>		
615-024	Poulan# 530-035496 Walbro# 188-15 Walbro# 188-15-1	
<p>Fits Poulan models equipped with Walbro carburetor models: WA-225-1 and WT-379. Measures: 3/4" flange OD X 9/16" HT</p>		
615-025	Poulan# 530-035497 Walbro# 188-16 Walbro# 188-16-1	
<p>Fits Poulan models equipped with Walbro carburetor models: WA224-1, WA226-1, WA228-1, WA229-1, WA-230-1 and WA-232-1; WT501-1, WT519-1, WT557-1, WT558-1, WT586-1, WT587-1, WT592-1, WT606-1, WT626-1, WT630-1, WT631-1, WT632-1 and WT638-1. Measures: 13/16" flange OD X 21/32" HT</p>		
615-026	Echo# 123181-26030 Hoffco# 211844H Makita# 3751510600 Shindaiwa# 12318140630 2003681670 99909207 Walbro# 188-11 Walbro# 188-111	
<p>Fits WZ series carburetors. Found on Walbro carburetor models: WZ-3 thru WZ-22, WZ-26 thru WZ-33, WZ35, WZ38, WZ39 and WZ43 carburetors. Measures: 3/4" flange OD X 1/2" HT.</p>		
615-027	Green Machine# 467213 Red Max# 149161510 Walbro# 188-13	
<p>Fits HDA and WYK series carburetors. Measures: 15/16" flange OD X 11/16" HT</p>		
615-028	Echo# 125381-08660 Homelite# UP01201 Homelite# UP04802 Zama# 0057003 Zama# 0057004	
<p>Found on many Echo, Homelite and Stihl hand helds. Fits Homelite models: BP250, HB180, HBC18, 30 & 32 blowers, GST18, GSTBC, ST145, 155, 175, 185, 275, 285, 485 and SX135 trimmers. Also found on many other makes as well. Found on Zama C1Q / M series and some C1U series carburetors. Measures: 7/8" flange OD X 5/8" HT. (Fits our 615-514 Primer Assembly).</p>		



FUEL CAPS - UNIVERSAL

Part#	O.E.M	Application
125-048 Gas Cap Universal application. For small tractor applications. Gas cap is vented. Measures: 2-19/64" ID X 2-1/2" OD	Universal	
125-006 Locking Gas Cap Universal application Fits many commercial units. Measures: 3-1/2"; Includes two keys	Universal	


ARIENS

125-650 Gas Cap Fits Ariens Zoom XL, 34Z and 144Z; also fits Cub Cadet 2000 series lawn tractors. Gas cap is vented. Measures: 3-1/2" ID	7525300 / 00273700 Dixon# 61534, Exmark# 1032107 / 1033536 Exmark# 1090346, Ferris# 1521866 / 1522158 Great Dane# D18097, Husky# 539 10 61-88, John Deere# AT100102 / RE64733 / TCA12439 Simplicity# 2171252, Snapper# 2-8903 / 28903 Snapper# 5022158	
125-250 Fuel Tank Gauge Fits YT series 10 Hp front engine riders. Measures: 6-3/4" L X 1-3/4" diameter.	31819	







AYP / HUSQVARNA

125-309 Gas Cap Fits AYP, Husqvarna, MTD riders as well as John Deere STX & SRX series Tractors; plus many others. Measures: 2" ID X 2-1/2" OD. Fits 2-1/4" OD neck threads.	140527 / 197725 Husky# 532 14 05-27 Husky# 532 19 77-25 Husky# 539 91 43-63	
125-668 Gas Cap Fits AYP 2003 thru 2006 models: AG22H42STA, CO18542STA / B / C, CO185H42STA / B / C, CO24H48STA, COGT22H48A, DB18542YT / 96012002900 (2005), DB185H42YT, DB24H42YT, DB24H48YT, DB24H48YT, DB27H48YT, PBGT2254, PBGT2254, PBGT27H54, PD20PH48STA, PPD20PH48STB, PPD20PH48STC, PD22H42STA, PD22H42STB, PD22H42STC, PD22PH48STA, PD22PH48STB, PD22PH48STC, PD22PH48STD, PD24PH42ST, PD25PH48STA B / C / D / E, PDGT26H48A / B, PDGT26H54A, PK20H42YT, PK23H48YT, PKGTH2554, POGT20H48STA, POGT20T48STA AND PRGT25H48A. Measures: 3-1/4" ID X 4-5/8" OD X 1-1/4" Height.		

AYP / HUSQVARNA

Part#	O.E.M	Application
125-664 NEW Gas Cap Fits Husqvarna models: GTH, LGH and YTH series. Measures: 2-7/8" ID X 4-1/8" OD X 1-5/16" Height.	Husky# 532 19 42-67	



BRIGGS & STRATTON

125-179 Gas Cap For new style tanks. Vented cap with shut off screw. Found on Ariens, Bolens, Gilson, Toro Wheel Horse and many other manufacturers. Measures: 2" ID X 2-1/2" OD. Fits 2-1/4" OD neck threads.	397975 / 493988 Ariens# 01538400, Bobcat# 48587 Encore# 363257, Grasshopper# 100210 Husqvarna# 539 91 43-63, Hustler# 779306 Kohler# 15 173 02S, Lesco# 050262, Simplicity# 1678045 / 1714020 Snapper# 1-2515 / 1-9378 Snapper# 7012515 / 7012515 Toro / Wheel Horse# 112-0321 Troy Bilt# 9513111	
125-005 Gas Cap Fits 2 thru 4 Hp horizontal and vertical Quattro engines. Measures: 1-1/2" diameter	493982 / 493982S 391494 / 298425	
125-013 Gas Cap Fits Briggs, Clinton, Tecumseh and Toro equipment. Measures: 1-9/16" diameter	Briggs and others	
125-001 Gas Cap Fits Briggs and Stratton engines. Measures: 1-3/4" diameter	392305S 395005 / 393156 791545 / 69221	
125-021 Gas Cap For Briggs, Clinton and Tecumseh. Fits 2 and 3 Hp horizontal & selected 5 Hp engines. Measures: 1-3/4" diameter	69221 392305S	
125-070 Gas Cap For 100700 series. Fits 3-1/2 thru 6 Hp vertical Max, Quantum and Europa engines. Measures: 1-3/4" diameter	397974 / 397974S 493017 / 4131 793606 John Deere# PT11028	



BRIGGS & STRATTON

ECHO


Part#	O.E.M	Application
125-074	490075 / 494559 John Deere# PT15868	
Gas Cap		
125-660	692046	
Gas Cap		
125-015	497929 497929S / 4132	
Gas Cap		
125-309	280479 Encore# 363257 MTD# 751-3111 Murray# 92317 John Deere# AM107344	
Gas Cap		

Part#	O.E.M	Application
125-010	131004-55530	
Gas Cap		
125-012	131004-06610 131600-03360 131600-09860 131600-09861	
Gas Cap		

CUB CADET

125-260	109037C1	
Fuel Tank Gauge		
125-650	751-3124B 951-3124B 951-3124D	
Fuel Cap with Vent		

DIXIE CHOPPER & EXMARK

125-120	Dixie Chopper# 40222 / 462221 Exmark# 1-303284 Exmark# 1-543365 Exmark# 1-513508	
Fuel Tank Gauge		



HONDA

125-603	17620-ZE2-W00 Code# 3682028	
Gas Cap		
125-619	17620-ZH7-023 Code# 5344817	
Gas Cap		
125-604	17620-ZE2-W00 17620-ZH7-013 Code# 4572392	
Gas Cap		
125-618	17620-ZE7-000 Code# 2289833	
Gas Cap		
125-608	17620-ZL8-003 Code# 5580451	
Gas Cap		


HUSQVARNA - see AYP

JOHN DEERE


Part#	O.E.M	Application
125-120	AM39206	
<p>Fuel Tank Gauge Fits models 300 series tractors. For 9" tank depth. Measures: 2-1/4" top diameter.</p>		
125-352	AM35120	
<p>Fuel Tank Gauge Fits models 300, 312, 314, 316, 317 and 400. For 6-1/4" tank depth. Measures: 2-1/4" top diameter.</p>		
125-179	AM104032 AM107344	
<p>Gas Cap For new style tanks. Vented cap with shut off screw. Found on Ariens, Bolens, Gilson, Toro Wheel Hose and many other manufacturers. Measures: 2" ID X 2-1/2" OD. Fits 2-1/4" OD neck threads.</p>		
125-650	RE64733 TCA12439	
<p>Gas Cap with Vent Fits commercial mowers. Measures: 3-1/2" ID. Note: For locking cap use our 125-006; includes two keys</p>		
125-049	M79340	
<p>Gas Cap Fits Premier series engines. Red plastic gas cap Measures: 1-15/16" diameter.</p>		

	<p>For Chain Saw Gas Caps and Oil Caps - see our "CHAIN SAW ACCESSORIES - O.E.M." section</p>	
-------------------------------------------------------------------------------------	-----------------------------------------------------------------------------------------------	-------------------------------------------------------------------------------------

KAWASAKI

125-200	51049-7002	
<p>NEW</p> <p>Gas Cap Fits Kawasaki models: FJ151V and FJ180V. Measures: 1.80" inside thread diameter; 2.35" outside diameter, 1.07" overall height.</p>		

KEES

Part#	O.E.M	Application
125-179	914363	
<p>Gas Cap For new style tanks. Vented cap with shut off screw. Found on Ariens, Bolens, Gilson, Toro Wheel Hose and many other manufacturers. Measures: 2" ID X 2-1/2" OD. Fits 2-1/4" OD neck threads.</p>		




LAWN BOY


125-039	682900 / 679456	
<p>Gas Cap Fits 1980 and later D and F series. Measures: 1-3/4" diameter.</p>		
125-040	682755	
<p>Gas Cap Fits D and F series - new style. Measures: 1-3/4" diameter.</p>		
125-047	681446	
<p>Gas Cap Fits older style Lawn Boy and Tecumseh equipped engines. Measures: 1-1/2" diameter.</p>		
125-048	678699	
<p>Gas Cap Economy version of our 125-179 without vent shut off screw. Measures: 2-1/4" ID X 2-1/2" OD.</p>		

MTD & MURRAY


125-179	MTD# 751-3111 MTD# 951-3111 Murray# 092317MA Murray# 23711 Murray# 92317	
<p>Gas Cap For new style tanks. Vented cap with shut off screw. Found on Ariens, Bolens, Gilson, Toro Wheel Hose and many other manufacturers. Measures: 2" ID X 2-1/2" OD. Fits 2-1/4" OD neck threads.</p>		
125-260	Murray# 24064	
<p>Fuel Tank Gauge Fits 5-1/4" tank depths. Measures: 2-1/4" top diameter.</p>		
125-309	MTD# 751-0603 MTD# 751-3111 MTD# 951-3111 Murray# 92317	
<p>Gas Cap Fits AYP, Husqvarna, MTD riders as well as John Deere STX and SRX series Tractors; plus many others. Measures: 2" ID X 2-1/2" OD. Fits 2-1/4" OD neck threads.</p>		

SNAPPER


Part#	O.E.M	Application
125-062	1-2155	
<p>Gas Cap Measures: 1-5/8" ID X 1-7/8" OD.</p>		
125-048	1-2515	
<p>Gas Cap Economy version of our 125-179 gas cap without vent shut off screw. Measures: 2-1/4" ID X 2-1/2" OD.</p>		
125-179	1-2515 1-9378 7012515 7019378 Bobcat# 48587 Encore# 363257	
<p>Gas Cap For new style tanks. Vented cap with shut off screw. Found on Ariens, Bolens, Gilson, Toro Wheel Hose and many other manufacturers. Measures: 2" ID X 2-1/2" OD. Fits 2-1/4" OD neck threads.</p>		



For Trimmer Gas Caps and Oil Caps - see our "TRIMMER PARTS" section



TECUMSEH

125-047	33032 410144B	
<p>Gas Cap Fits on older Tecumseh and LB. Measures: 1-1/2" diameter.</p>		
125-049	35355 John Deere# M79340	
<p>Gas Cap Fits Premier series engines. Red plastic gas cap Measures: 1-15/16" diameter.</p>		
125-050	37845	
<p>Gas Cap - RED Fits Tecumseh engines. Measures: 1-3/4" diameter.</p>		
125-051	37844	
<p>Gas Cap - BLACK Fits Tecumseh engines. Measures: 1-3/4" diameter.</p>		

TORO / WHEEL HORSE

Part#	O.E.M	Application
125-680	42-0680	
<p>Gas Cap Fits S200 and S620 Snowblowers. Gas Cap is vented. Measures: 1-1/2" diameter.</p>		
125-700	513167 E513167 Exmark# 513167	
<p>Oil Tank Cap Fits on TORO and EXMARK equipment. Measures: 2" diameter.</p>		
125-309	112-0321	
<p>Gas Cap Fits Toro equipment. Cap vented but not with screw down vent. Measures: 2" ID X 2-1/2" OD. Fits 2-1/4" OD neck threads.</p>		
125-179	112-0321	
<p>Gas Cap For new style tanks. Vented cap with shut off screw. Found on Ariens, Bolens, Gilson, Toro Wheel Hose and many other manufacturers. Measures: 2" ID X 2-1/2" OD. Fits 2-1/4" OD neck threads.</p>		
125-650	88-3980 1090346 Scag# 482547	
<p>Gas Cap Fits Toro commercial equipment. Measures: 3-1/2" ID Note: For locking cap use our 125-006; includes two keys</p>		
125-112	Toro# 106945	
<p>Fuel Tank Gauge For 7" tank depth. Toro Wheel Horse models: C125, C145, C165 & C175. Measures: 7" L X 2-1/4" diameter.</p>		