


## OIL SEALS - BRIGGS and STRATTON



Part#	OEM#	Application
<b>495-010</b>	4116 89660 299819 393862	<b>Size: 7/8" ID X 1-1/4" OD X 3/16" HT (Magneto Side)</b> For 2 thru 5 Hp engines. Models 60000, 80000, 90000, 100000, 110909, 111000, 112200, 112700, 113900, 114900, 131200 thru 131400 and 131900, also Quantum and Europa models. <b>(Sold in multiples of 5)</b>
<b>495-048</b>	495307S 298504 / 555087	<b>Size: 1.00" ID X 1.62" OD X 0.188" HT (Mag Side)</b> For Briggs and Stratton 3 thru 5 Hp horz. engines. Models 80200 thru 135200 and 136200 series.
<b>495-051</b>	294606 294606S	<b>Size: 1" ID X 1-3/8" OD X 3/16" HT (Magneto Side)</b> For 7 and 8 Hp engines. Models 170000 and 190000. <b>(Sold in multiples of 5)</b>
<b>495-028</b>	4117 298423 391086S	<b>Size: 1-3/16" ID X 1-11/16" OD X 1/4" HT (Magneto Side)</b> For 7 thru 18 Hp engines. Models 251000, 252000, 401000, 402000, 421000, 422000, 200400 thru 286700 and 400400 thru 422700. <b>(Sold in multiples of 5)</b>
<b>495-069</b>	805101S	<b>Size: 30mm ID X 42mm OD X 8mm HT (Magneto Side)</b> For 29 CID V-Twin OHV engines. <b>(Sold in multiples of 5)</b>
<b>495-002</b>	4118 291841 391483	<b>Size: 7/8" ID X 1-3/8" OD X 5/16" HT (PTO Side)</b> For 3 thru 4 Hp vertical engines. Models 90000, 110000, 111000, 112700, 113000 and 114000. <b>(Sold in multiples of 5)</b>
<b>495-010</b>	89660 299819 393862 / 4116	<b>Size: 7/8" ID X 1-1/4" OD X 3/16" HT (PTO Side)</b> For 2 thru 5 Hp engines. Models 60000, 80000, 112200, 124702, Quantum and Europa. <b>(Sold in multiples of 5)</b>
<b>495-051</b>	294606 294606S	<b>Size: 1" ID X 1-3/8" OD X 3/16" HT (PTO Side)</b> For 4 and 8 Hp engines. Models 100200 and 130200. <b>(Sold in multiples of 5)</b>
<b>495-036</b>	294167 391485	<b>Size: 1" ID X 1-9/16" OD X 3/8" HT (PTO Side)</b> For 5 Hp vertical engines. Models 100902, 130700, 130900, 131700, 131900, 132900, 133700, 135200 and 135700. <b>(Sold in multiples of 5)</b>
<b>495-006</b>	393812	<b>Size: 3/4" ID X 1-5/8" OD X 3/16" HT (PTO Side)</b> For 5 Hp horizontal engines. Models 130400, 131400, 131700, 132200 and 132400. <b>(Sold in multiples of 5)</b>
<b>495-055</b>	399781 399781S	<b>Size: 1-1/16" ID X 1-11/16" OD X 5/16" HT (PTO Side)</b> For Quantum engines. Models 97700, 99700, 12A800, 12D800, 121700 thru 129800 and 104700. <b>(Sold in multiples of 5)</b>
<b>495-028</b>	4117 298423 / 391086	<b>Size: 1-3/16" ID X 1-11/16" OD X 1/4" HT (PTO Side)</b> For 6, 7 and 8 Hp engines. Models 170000, 190000 and 200400. <b>(Sold in multiples of 5)</b>
<b>495-044</b>	4115 291675 291675S	<b>Size: 1-3/8" ID X 1-7/8" OD X 1/4" HT (PTO Side)</b> For 10, 11 & 16 Hp engines. Models 197400, 220400-226400, 235400-245400, 251000, 252400-259700, 28A700-28D700, 289700, 310700-312700, 40A700-404700, 401700-404700, 42A700-460700, 421000, 422000 and 460700. <b>(Sold in multiples of 5)</b>
<b>495-068</b>	805049S	<b>Size: 35mm ID X 48mm OD X 8mm HT (PTO Side)</b> For 29 CID V-Twin OHV engines. <b>(Sold in multiples of 5)</b>
<b>495-057</b> NEW	692550	<b>Size: 1.031" ID X 1.625" OD X 0.188" HT (PTO Side).</b> Oil Seal - For Briggs and Stratton. Fits: 110402-0180-E1, 124432-800501. <b>(Sold in multiples of 5)</b>

## OIL SEALS - CLINTON

Part#	OEM#	Application
<b>495-002</b>	94-176-990	<b>Size: 7/8" ID X 1-3/8" OD X 5/16" HT (PTO Side).</b> Fits models 405, 407, 409, 412, 415, 499, 900, VS1100 and VS3100. <b>(Sold in multiples of 5)</b>

For ECHO oil seals - see our "CHAIN SAW ACCESSORIES - O.E.M." Section

For GILSON oil seals - see our "TILLER PARTS" section

## OIL SEALS - GRAVELY

<b>495-606</b>	15404 015404	<b>Size: 1-1/8" ID X 1-1/2" OD (Magneto Side)</b> Fits models K141, K161 and K181. <b>(Sold in multiples of 5)</b>
<b>495-622</b>	10800 010800	<b>Size: 1-1/2" ID X 2" OD (Magneto Side)</b> Fits models K241 thru K361, M10 and M16. <b>(Sold in multiples of 5)</b>
<b>495-614</b>	15405 015405	<b>Size: 1-1/8" ID X 1-5/8" OD (PTO Side)</b> Fits models K141, K161 and K181. <b>(Sold in multiples of 5)</b>
<b>495-630</b>	10799 010799	<b>Size: 1-1/2" ID X 2-3/8" OD (PTO Side)</b> Fits models K241 thru K361, M10 and M16. <b>(Sold in multiples of 5)</b>

For HOMELITE oil seals - see our "CHAIN SAW ACCESSORIES - O.E.M." section

## OIL SEALS - HONDA

<b>495-038</b>	91202-ZE6-003	<b>Size: 22mm ID X 35mm OD X 6mm HT</b> Fits models GX120 series engines. <b>(Sold Individually) (While Quantities Last)</b>
<b>495-034</b>	91201-ZG9-U71	<b>Size: 25mm ID X 38mm OD X 7mm HT</b> Fits models GXV120 and GXV160 series engines. <b>(Sold Individually)</b>
<b>495-039</b>	91201-Z0T-801 91202-883-005 Code 0636936	<b>Size: 25mm ID X 41mm OD X 6mm HT (Magneto and PTO side)</b> For models GX160, GX200 and GVX-160. <b>(Sold Individually)</b>
<b>495-041</b>	91201-889-003	<b>Size: 30mm ID X 45mm OD X 8mm HT</b> For models GX-240 and GX-300. <b>(Sold Individually)</b>
<b>495-035</b>	91201-890-003 Code 0756494	<b>Size: 30mm ID X 46mm OD X 8mm HT (Magneto side)</b> Fits models GX240 and GX270 series engines. <b>(Sold Individually)</b>
<b>495-040</b>	91202-ZE3-004 91201-ZE3-004 Code 2108595	<b>Size: 35mm ID X 52mm OD X 8mm HT (Magneto and PTO side)</b> For models GX340 and GX390 <b>(Sold Individually)</b>

For HUSQVARNA oil seals - see our "CHAIN SAW ACCESSORIES - O.E.M." section

## OIL SEALS - KOHLER

<b>495-648</b>	X-271-15	<b>Size: 7/8" ID X 1-3/8" OD (Magneto Side)</b> Fits model K91. <b>(While Quantities Last) (Sold Individually)</b>
<b>495-606</b>	X-583-1	<b>Size: 1-1/8" ID X 1-1/2" OD (Magneto Side)</b> Fits models K141, K161 and K181. <b>(While Quantities Last) (Sold Individually)</b>
<b>495-622</b>	X-271-30 47 032 06 47 032 06-S	<b>Size: 1-1/2" ID X 2" OD X 1/4" HT (Magneto Side)</b> Fits models K241 thru K361, M10 and M16. <b>(Sold Individually)</b>
<b>495-655</b>	X-271-16	<b>Size: 7/8" X 1-5/8" OD. (PTO Side)</b> Fits models K91. <b>(While Quantities Last) (Sold Individually)</b>
<b>495-614</b>	X-583-2	<b>Size: 1-1/8" ID X 1-5/8" OD (PTO Side)</b> Fits models K141, K161 and K181. <b>(While Quantities Last) (Sold Individually)</b>

## OIL SEALS - KOHLER continued

Part#	OEM#	Application
<b>495-630</b>	47 032 07 47 032 07-S	<b>Size: 1-1/2" ID X 2-3/8" OD X 1/4" HT (PTO Side)</b> Fits models K241 thru K361, M10 and M16. <b>(Sold Individually)</b>

## OIL SEALS - LAWN BOY

<b>495-507</b>	602632 / 605020 609342 / 611396	<b>Size: 7/8" ID X 1-1/4" OD X 3/16" HT (Crankshaft Seal)</b> For C series, D series and F series engines. <b>(Sold in multiples of 5)</b>
----------------	------------------------------------	---

For MTD and MERRY TILLER oil seals - see our "TILLER PARTS" section

For PARTNER oil seals - see our "CHAIN SAW ACCESSORIES - O.E.M." section

For STIHL oil seals - see our "CHAIN SAW ACCESSORIES - O.E.M." section

## OIL SEALS - TECUMSEH

<b>495-200</b>	32600	<b>Size: 13/16" ID X 1-1/4" OD (Magneto Side)</b> For 4 & 5 Hp Horizontal & Vertical. Models HS50, LAV40, LAV50, TVS105 & TNT120. <b>(Sold in multiples of 5)</b>
<b>495-218</b>	29183	<b>Size: 3/4" ID X 1-1/4" OD (Magneto Side)</b> Models H30, H35, LAV30, LAV35, TVS75, TVS90, ECV100 and TNT100. <b>(Sold in multiples of 5)</b>
<b>495-010</b>	27676	<b>Size: 7/8" ID X 1-1/4" OD X 11/64" HT (Magneto Side)</b> Models H20 thru H30 (earlier models) and LEV120 spec. 3610618 <b>(Sold in multiples of 5)</b>
<b>495-226</b>	27876B	<b>Size: 7/8" ID X 1-1/4" OD (Magneto Side)</b> For 5 and 6 Hp vertical and horizontal engines. Models V50, V60, H50, H60, VH60 and HH60 series (While Quantities Last) <b>(Sold in multiples of 5).</b>
<b>495-267</b>	32630	<b>Size: 1" ID X 1-3/8" OD (Magneto Side)</b> For 7, 8 and 10 Hp vertical and horizontal engines. Models VM70, VM80, VM100, HM70, HM80 and HM100 series. <b>(Sold in multiples of 5)</b>
<b>495-002</b>	25492	<b>Size: 7/8" ID X 1-3/8" OD X 19/64" HT (PTO Side)</b> Models V17 thru V30. (earlier models) <b>(Sold in multiples of 5)</b>
<b>495-234</b>	26208 25548	<b>Size: 7/8" ID X 1-3/8" OD X 1/4" HT (PTO Side)</b> For 3 and 3-1/2 Hp vertical. Models LAV30, LAV35, LAV40, LAV50, TVS75 thru TVS120, ECV100, TNT100, OVRM50, H, HSK30, LAV, LEV and TVXL. <b>(Sold in multiples of 5)</b>
<b>495-242</b>	27897	<b>Size: 1" ID X 1-1/2" OD X 1/4" HT (PTO Side)</b> For 4, 5, 6 & 7 Hp vertical plus 4 and 5 Hp horizontal engines. Models LAV40, LAV50, H35, HS40, HS50, TVS105, TVS115 thru TVS120, TNT120, V, V50, V60, V70, VH60 and VH70, ECV100, TVM140, HH, HSK, HSSK, TVXL, VSK, OVRM, OHH, OHSK, HT35, LEV, LH195, LV and OH195. <b>(Sold in multiples of 5)</b>
<b>495-259</b>	28427	<b>Size: 1" ID X 1-3/8" OD (PTO Side)</b> For 5, 6 and 7 Hp horizontal engines. Models H50, H60, H70, HH60 and HH70. <b>(Sold in multiples of 5)</b>
<b>495-275</b>	31950	<b>Size: 1-3/16" ID X 1-11/16" OD X 1/4" HT (PTO Side)</b> For 7 thru 10 Hp engines. Models HM70, HM80, VM70, VM80, VM100, VM120 and OH120 thru OH180. <b>(Sold in multiples of 5)</b>
<b>495-044</b>	35319	<b>Size: 1-3/8" ID X 1-7/8" OD X 1/4" HT (PTO Side)</b> Fits newer 10 Hp, model: OHSK110-221716 etc. <b>(Sold in multiples of 5)</b>

## OIL SEALS - TORO / WHEEL HORSE

<b>495-101</b>	81-3290	<b>Size: 7/8" ID X 1.634" OD (Magneto Side)</b> Fits OHV 4 cycle engines. (While Quantities Last) <b>(Sold individually)</b>
<b>495-093</b>	81-3460	<b>Size: 25mm ID X 1.634" OD (PTO Side)</b> Fits OHV 4 cycle engines. <b>(Sold individually)</b>

For TROY BILT oil seals - see our "TILLER PARTS" section

## PISTON ASSEMBLIES - Includes: Piston, Rings, Wrist Pin &amp; Keeper



Part#	OEM#	Size	Application
-------	------	------	-------------

## PISTON ASSEMBLIES - BRIGGS &amp; STRATTON

<b>515-007</b>	295587 295455	<b>Std.</b>	For 3 Hp horizontal engines. Fits models 8B, 89BH, 8BHA, 60000 thru 80000 (Includes our 500-009 ring set)
<b>515-015</b>	298904 393819	<b>Std.</b>	For 3-1/2 and 5 Hp horizontal engines. Fits models 90100-92900, 93500, 93900, 94500-96500, 98900, 10A900 and 130200-130900. (Includes our 500-017 ring set)
<b>515-106</b>	298905 393820	<b>+010</b>	For 3-1/2 and 5 Hp horizontal engines. Fits models 90100-92500, 93500, 93900, 94500-96500, 98900, 10A900 and 130200-130900. (Includes our 500-025 ring set)
<b>515-072</b>	298906 393821	<b>+020</b>	For 3-1/2 and 5 Hp horizontal engines. Fits models 90100-92500, 93500, 93900, 94500-96500, 98900, 10A900 and 130200-130900. (Includes our 500-124 ring set)
<b>515-076</b>	298907 393822	<b>+030</b>	For 3-1/2 and 5 Hp horizontal engines. Fits models 90100-92500, 93500, 93900, 94500-96500, 98900, 10A900 and 130200-130900. (Includes our 500-029 ring set) (While Quantities Last)
<b>515-031</b>	391650 396455	<b>Std.</b>	For 4 Hp engines. Fits models 110000 thru 114000. (Includes our 500-041 ring set) (While Quantities Last)
<b>515-080</b>	391651 396456	<b>+010</b>	For 4 Hp engines. Fits models 110000 thru 114000. (Includes our 500-165 ring set)
<b>515-098</b>	391652 396457	<b>+020</b>	For 4 Hp engines. Fits models 110000 thru 114000. (Includes our 500-165 ring set)
<b>515-102</b>	391653 396458	<b>+030</b>	For 4 Hp engines. Fits models 110000 thru 114000. (Includes our 500-183 ring set) (While Quantities Last)
<b>515-093</b>	493262	<b>Std.</b>	For Quantum engines. Fits models 121700 thru 129800, 12A800 and 12D800. (Includes our 500-062 ring set)
<b>515-088</b>	493385	<b>+010</b>	For Quantum engines. Fits models 121700 thru 129800, 12A800 and 12D800. Use before date code 97011300 (Includes our 500-085 ring set) <b>(While Quantities Last)</b>
<b>515-092</b>	493386	<b>+020</b>	For Quantum engines. Fits models 121700 thru 129800, 12A800 and 12D800. Use before date code 97011300 (Includes our 500-086 ring set)
<b>515-049</b>	499907 391673 299573	<b>Std.</b>	For 7 and 8-1/2 hp engines. Fits models 170000, 190400 thru 196700. (Includes 500-066 ring set)
<b>515-114</b>	499908 391674 299566	<b>+010</b>	For 7 and 8-1/2 hp engines. Fits models 170000, 190400 thru 196700. (Includes 500-082 ring set)
<b>515-064</b>	499909 391675 299567	<b>+020</b>	For 7 and 8-1/2 hp engines. Fits models 170000, 190400 thru 196700. (Includes our 500-132 ring set)

## PISTON ASSEMBLIES - BRIGGS &amp; STRATTON cont.

Part#	OEM#	Size	Application
<b>515-304</b>	499910 391676 299568	<b>+.030</b>	For 7 and 8-1/2 hp engines. Fits models 170000, 190400 thru 196700. (Includes our 500-108 ring set) <b>(While Quantities Last)</b>
<b>515-016</b>	499960 499273 393868	<b>Std.</b>	For 8 Hp "IC" series engines <b>with cast iron cylinders.</b> Fits models 192700, 193700 and 195400. <b>(While Quantities Last)</b>
<b>515-017</b>	499961 499274 393869	<b>+.010</b>	For 8 Hp "IC" series engines <b>with cast iron cylinders.</b> Fits models 192700, 193700 and 195400. (Includes our 500-231 ring set) <b>(While Quantities Last)</b>
<b>515-018</b>	499962 499275 393879	<b>+.020</b>	For 8 Hp "IC" series engines <b>with cast iron cylinders.</b> Fits models 192700, 193700 and 195400. (Includes our 500-232 ring set) <b>(While Quantities Last)</b>
<b>515-019</b>	499963 499276 393880	<b>+.030</b>	For 8 Hp "IC" series engines <b>with cast iron cylinders.</b> Fits models 192700, 193700 and 195400. (Includes our 500-233 ring set) <b>(While Quantities Last)</b>
<b>515-056</b>	499956 499284 498584 499282 394955 394661 393271 391285	<b>Std.</b>	For 10 thru 12-1/2, 14 thru 18 Hp - cast iron block engines. Fits models 220000 thru 222000, 252000 thru 257000, 280000 thru 286000, 389700, 400000 thru 422000. (Includes our 500-074 ring set)
<b>515-122</b>	499957 499286 498585 394956 394662 391287	<b>+.010</b>	For 10 thru 12-1/2, 14 thru 18 Hp - cast iron block engines. Fit the same models as above. (Includes our 500-090 ring set)
<b>515-023</b>	499290 498586 394957 394663 391288	<b>+.020</b>	For 10 thru 12-1/2, 14 thru 18 Hp - cast iron block engines. Fit the same models as above. (Includes our 500-140 ring set)
<b>515-312</b>	499294 498587 394958 394664 391289	<b>+.030</b>	For 10 thru 12-1/2, 14 thru 18 Hp - cast iron block engines. Fit the same models as above. (Includes our 500-116 ring set)
<b>515-051</b>	390364	<b>Std.</b>	For 14 and 16 Hp engines. Fits models 320420 thru 320428, 325430 thru 325438 and 326400 thru 326499. (Includes our 500-449 ring set)
<b>515-052</b>	390365	<b>+.010</b>	For 14 and 16 Hp engines. Fits models 320420 thru 320428, 325430 thru 325438 and 326400 thru 326499. (Includes our 500-450 ring set)

## PISTON ASSEMBLIES - HONDA

<b>515-884</b>	13010-ZE0-013 13101-ZE0-010	<b>Std.</b>	For 3-1/2 Hp engines. Fits model GX-110.
<b>515-898</b>	13010-ZE0-003 13101-ZE0-000 13101-ZE6-023	<b>Std.</b>	For 4 Hp engines. Fits model GX-120.

## PISTON ASSEMBLIES - HONDA continued

Part#	OEM#	Size	Application
<b>515-885</b>	13101-ZE1-010 13101-ZH7-010	<b>Std.</b>	For 5 Hp engines. Fits model GX-140.
<b>515-889</b>	13101-887-000	<b>Std.</b>	For 3-1/2 Hp engines. Fits model G-150. <b>(While Quantities Last)</b>
<b>515-899</b>	13101-ZF1-000 13101-ZH8-010	<b>Std.</b>	For 5-1/2 Hp engines. Fits model GX-160. <b>(While Quantities Last)</b>
<b>515-897</b>	13101-883-010	<b>Std.</b>	For 6-1/2 Hp engines. Fits model G-200. <b>(While Quantities Last)</b>
<b>515-886</b>	13101-ZE2-010 13101-ZE2-W00	<b>Std.</b>	For 8 Hp engines. Fits model GX-240. Cylinder Bore Size: 2.9" (73mm)
<b>515-888</b>	13101-ZH9-000 3689692	<b>Std.</b>	For 9 Hp engines. Fits model GX-270 Cylinder Bore Size: 3.1" (77mm)
<b>515-887</b>	13101-ZE3-000 13101-ZH8-010	<b>Std.</b>	For 11 Hp engines. Fits model GX-340.
<b>515-900</b>	13101-ZF6-W00	<b>Std.</b>	For 13 Hp engines. Fits model GX-390.

## PISTON ASSEMBLIES - KOHLER

<b>515-205</b>	46 874 01	<b>Std.</b>	For 4 Hp engines. Fits model K91. (Includes our 500-009 ring set)
<b>515-208</b>	46 874 04	<b>+.020</b>	For 4 Hp engines. Fits model K91. (Includes our 500-010 ring set)
<b>515-213</b>	41 874 05-S 41 074 05	<b>Std.</b>	For 8 Hp engines. Fits model K161, K181 (old style). (Includes our 500-710 ring set)
<b>515-130</b>	41 874 07-S 41 074 07 A234954	<b>+.010</b>	For 8 Hp engines. Fits model K161, K181 (old style). (Includes our 500-801 ring set)
<b>515-132</b>	41 874 08	<b>+.020</b>	For 8 Hp engines. Fits model K161, K181 (old style). (Includes our 500-802 ring set)
<b>515-320</b>	41 874 09	<b>+.030</b>	For 8 Hp engines. Fits model K161, K181 (old style). (Includes our 500-900 ring set)
<b>515-221</b>	47 874 01-S 47 874 01 41 074 11	<b>Std.</b>	For 10 Hp engines. Fits model K241, K482, M10. (Includes our 500-728 ring set)
<b>515-148</b>	47 874 03-S 47 874 03 47 074 13	<b>+.010</b>	For 10 Hp engines. Fits model K241, K482, M10. (Includes our 500-819 ring set)
<b>515-247</b>	47 874 04-S 47 874 04	<b>+.020</b>	For 10 Hp engines. Fits model K241, K482, M10. (Includes our 500-298 ring set)
<b>515-338</b>	47 874 05-S 47 874 05 47 074 15	<b>+.030</b>	For 10 Hp engines. Fits model K241, K482, M10. (Includes our 500-918 ring set)
<b>515-239</b>	47 874 06-S 47 874 06 47 074 16	<b>Std.</b>	For 12 Hp engines. Fits model K301 (before serial# 1730100013), M12 (old style). (Includes our 500-736 ring set)

## PISTON ASSEMBLIES - KOHLER continued

Part#	OEM#	Size	Application
<b>515-155</b>	47 874 08-S 47 874 08 47 874 07 47 074 03 47 074 18	<b>+.010</b>	For 12 Hp engines. Fits model K301 (before serial# 1730100013), M12 (old style). (Includes our 500-827 ring set)
<b>515-254</b>	47 874 09-S 47 874 09	<b>+.020</b>	For 12 Hp engines. Fits model K301 (before serial# 1730100013), M12 (old style). (Includes our 500-389 ring set)
<b>515-346</b>	47 874 10-S 47 874 10 47 074 05 47 074 20	<b>+.030</b>	For 12 Hp engines. Fits model K301 (before serial# 1730100013), M12 (old style). (Includes our 500-926 ring set)
<b>515-262</b>	47 874 11-S 47 874 11 47 074 06 A-237401	<b>Std.</b>	For 14 Hp engines. Fits model K321, M14 (old style). (Includes our 500-744 ring set)
<b>515-270</b>	47 874 13-S 47 874 13 47 074 08 A-237403	<b>+.010</b>	For 14 Hp engines. Fits model K321, M14 (old style). (Includes our 500-769 ring set)
<b>515-288</b>	47 874 14-S 47 874 14 47 074 09 A-237404	<b>+.020</b>	For 14 Hp engines. Fits model K321, M14 (old style). (Includes our 500-777 ring set)
<b>515-296</b>	47 874 15-S 47 874 15 47 074 25 A237405	<b>+.030</b>	For 14 Hp engines. Fits model K321, M14 (old style). (Includes our 500-785 ring set)
<b>515-197</b>	45 074 61 45 874 01 45 874 01-S 45 074 31 45 074 21 45 074 11	<b>Std.</b>	For 16 Hp engines. Fits model K341, M16 (old style). (Includes our 500-751 ring set) <b>(While Quantities Last)</b>
<b>515-189</b>	45 074 33 45 874 03 45 874 03-S 45 074 63 45 074 23 45 074 03	<b>+.010</b>	For 16 Hp engines. Fits model K341, M16 (old style). (Includes our 500-793 ring set) <b>(While Quantities Last)</b>
<b>515-163</b>	45 074 35 45 874 05 45 874 05-S 45 074 65	<b>+.030</b>	For 16 Hp engines. Fits model K341, M16 (old style). (Includes our 500-686 ring set) <b>(While Quantities Last)</b>
<b>515-200</b>	47 874 01 235287	<b>Std.</b>	For 18 Hp engines. Fits model K482 (Includes rings) Bore Size: 3.251"
<b>515-201</b>	47 874 03 235288	<b>+.010</b>	For 18 Hp engines. Fits model K482 (Includes rings) Bore Size: 3.261"
<b>515-202</b>	47 874 04 235289	<b>+.020</b>	For 18 Hp engines. Fits model K482 (Includes rings) Bore Size: 3.271"

## PISTON ASSEMBLIES - LAWN BOY

Part#	OEM#	Size	Application
<b>515-502</b>	682986 92-4923	<b>Std.</b>	For "F" series engines. Overall piston height: 2-1/16" (Includes our 500-512 ring set)

## PISTON ASSEMBLIES - TECUMSEH

<b>515-406</b>	34503 31797B	<b>Std.</b>	For 6 Hp cast iron engines. Fits models VH60 and HH60. (Includes our 500-355 ring set) Bore Size: 2-5/8" (2.625")
<b>515-409</b> NEW	35776A 35779	<b>Std.</b>	Piston Assembly (Std.) for Tecumseh 10 thru 13 Hp engines. Fits models: HMSK 100, 105, HM100, "K & N", "P & U", OHM120, OHSK120, OHSK125 and 130. (Includes Tecumseh Piston Ring Set #35779). Bore Size: 3-5/16" (3.312") Note: THIS IS AN O.E.M. ORIGINAL PISTON ASSEMBLY
<b>515-408</b>	34552 40011 40049	<b>Std.</b>	For Tecumseh 8 Hp engines. Fits model H80 - HM80, HM80 - HHM40 E & K & P, HMSK80, 85, 90. (Includes our 500-413 ring set) Bore Size: 3-1/8" (3.125") This is an O.E.M original part.
<b>515-410</b>	32001C 34508	<b>Std.</b>	For Tecumseh 10 and 14 Hp engines. Fits models HH140, OH140 and VH100. (Includes our 500-280 ring set) Bore Size: 3.3120"
<b>515-416</b>	34511 32238B	<b>Std.</b>	For 12, 15 & 16 Hp engines. Fits models HH120, HH150, HH160 and OH160. (Includes our 500-284 ring set) Bore Size: 3.500"

## CYLINDER BORE SIZE CHART

Part#	Type	Bore Size	Part#	Type	Bore Size	Part#	Type	Bore Size
<b>BRIGGS &amp; STRATTON</b>			<b>HONDA</b>			<b>KOHLER</b>		
<b>515-007</b>	Std.	2.3740"-2.3750"	<b>515-884</b>	Std.	2.2" (57mm)	<b>515-239</b>	Std.	3.375"
<b>515-015</b>	Std.	2.5615"-2.5625"	<b>515-898</b>	Std.	2.4" (60mm)	<b>515-155</b>	+0.010	3.385"
<b>515-106</b>	+0.010	2.5715"-2.5725"	<b>515-889</b>	Std.	2.5" (64mm)	<b>515-254</b>	+0.020	3.395"
<b>515-072</b>	+0.020	2.5815"-2.5825"	<b>515-885</b>	Std.	2.5" (64mm)	<b>515-346</b>	+0.030	3.405"
<b>575-093</b>	Std.	2.6875"-2.6885"	<b>515-897</b>	Std.	2.6" (67mm)	<b>515-262</b>	Std.	3.500"
<b>515-088</b>	+0.010	2.6975"-2.6985"	<b>515-899</b>	Std.	2.7" (68mm)	<b>515-270</b>	+0.010	3.510"
<b>515-092</b>	+0.020	2.7075"-2.7085"	<b>515-886</b>	Std.	2.9" (73mm)	<b>515-288</b>	+0.020	3.520"
<b>515-031</b>	Std.	2.7802"-2.7812"	<b>515-888</b>	Std.	3.1" (77mm)	<b>515-296</b>	+0.030	3.530"
<b>515-080</b>	+0.010	2.7902"-2.7912"	<b>515-887</b>	Std.	3.2" (82mm)	<b>515-197</b>	Std.	3.750"
<b>515-098</b>	+0.020	2.8002"-2.8012"	<b>515-900</b>	Std.	3.5" (88mm)	<b>515-189</b>	+0.010	3.760"
<b>515-049</b>	Std.	2.9999"-3.0000"	<b>KOHLER</b>			<b>515-163</b>	+0.030	3.780"
<b>515-114</b>	+0.010	3.0099"-3.0100"	<b>515-205</b>	Std.	2.3750"	<b>515-200</b>	Std.	3.251"
<b>515-064</b>	+0.020	3.0199"-3.0200"	<b>515-208</b>	+0.020	2.3950"	<b>515-201</b>	+0.010	3.261"
<b>515-304</b>	+0.030	3.0299"-3.0300"	<b>515-213</b>	Std.	2.9375"	<b>515-202</b>	+0.020	3.271"
<b>515-056</b>	Std.	3.4365"-3.4375"	<b>515-130</b>	+0.010	2.9475"	<b>TECUMSEH</b>		
<b>515-122</b>	+0.010	3.4465"-3.4475"	<b>515-132</b>	+0.020	2.9575"	<b>515-406</b>	Std.	2.6250"
<b>515-023</b>	+0.020	3.4565"-3.4575"	<b>515-320</b>	+0.030	2.9675"	<b>515-408</b>	Std.	3.1250"
<b>515-312</b>	+0.030	3.4665"-3.4675"	<b>515-221</b>	Std.	3.251"	<b>515-410</b>	Std.	3.3120"
<b>515-051</b>	Std.	3.5665"-3.5675"	<b>515-148</b>	+0.010	3.261"	<b>515-416</b>	Std.	3.5000"
<b>515-052</b>	+0.010	3.5765"-3.5775"	<b>515-247</b>	+0.020	3.271"			
			<b>515-338</b>	+0.030	3.281"			

## PISTON RINGS - BRIGGS &amp; STRATTON



Part#	OEM#	CYL. / DIA.	Ring Size	Application
<b>500-012</b>	293506 295649	2.312"	<b>Std.</b>	For 2 and 2-1/2 Hp engines. Fits models 6B, 6BH, 6BHS, 6BS, 60700 series, 61100, 61300, 61400, 61500 prior to series 5810060, 61700 series prior to series 5809290.
<b>500-009</b>	295657 294232	2.375"	<b>Std.</b>	For 2 thru 3 Hp horizontal engines. Fits models 8B, 8BH, 8BHA, 60000, 80000 to 83000.
<b>500-033</b>	298174	2.500"	<b>Std.</b>	For 4 Hp (old) engines after series 6306141. Fits models 100000 series, 100200 and 100900.
<b>500-017</b>	298982 399013	2.562"	<b>Std.</b>	For 3 thru 5 Hp horizontal and vertical engines. Fits models 90000 thru 98900 & 130200 thru 130999.
<b>500-025</b>	298983 399014	2.572"	<b>+0.010</b>	For 3 thru 5 Hp horizontal and vertical engines. Fits models 90000 thru 98900 & 130200 thru 130999.
<b>500-124</b>	298984 399015	2.582"	<b>+0.020</b>	For 3 thru 5 Hp horizontal and vertical engines. Fits models 90000 thru 98900 & 130200 thru 130999.
<b>500-029</b>	298985 399016	2.592"	<b>+0.030</b>	For 3 thru 5 Hp horizontal and vertical engines. Fits models 90000 thru 98900 & 130200 thru 130999.
<b>500-028</b>	498680		<b>Std.</b>	For 3.5 Hp, 3.75 Hp & 5 Hp newer models with THIN RINGS. Fits models 9D, 91400, 10B, 10D, 10E & 135200 series engines.
<b>500-030</b>	498681		<b>+0.010</b>	For 3.5 Hp, 3.75 & 5 Hp newer models with THIN RINGS. NEW Fits models 9D, 91400, 10B, 10D, 10E & 135200 series engines.
<b>500-062</b>	493261	2.690"	<b>Std.</b>	For Briggs and Stratton engines. Fits models: 12A800, 12D800, 121700 thru 129800 & 12A800 thru 12V800 also 127800 & 129700 (Quantum engines).
<b>500-085</b>	493388	2.700"	<b>+0.010</b>	For Briggs and Stratton engines. Fits models: 12A800, 12D800, 121700 thru 129800 & 12A800 thru 12V800 also 127800 & 129700 (Quantum engines).
<b>500-086</b>	493389	2.710"	<b>+0.020</b>	For Briggs and Stratton engines. Fits models: 12A800, 12D800, 121700 thru 129800 & 12A800 thru 12V800 also 127800 & 129700 (Quantum engines).
<b>500-041</b>	391654 396459	2.7810"	<b>Std.</b>	For 4 Hp engines. Fits models 110900 thru 114000 series. <b>(While Quantities Last)</b>
<b>500-165</b>	391656 396460	2.7910"	<b>+0.010</b>	For 4 Hp engines. Fits models 110900 thru 114000 series. <b>(While Quantities Last)</b>
<b>500-173</b>	391658 396461	2.8010"	<b>+0.020</b>	For 4 Hp engines. Fits models 110900 thru 114000 series.
<b>500-183</b>	391660	2.8110"	<b>+0.030</b>	For 4 Hp engines. Fits models 110900 thru 114000 series. <b>(While Quantities Last)</b>
<b>500-027</b>	499425		<b>Std.</b>	For 5 Hp, newer models with <b>THIN RINGS</b> . Fits models 11A, 11C, 110600 series engines.

## PISTON RINGS - BRIGGS &amp; STRATTON continued

Part#	OEM#	CYL. / DIA.	Ring Size	Application
<b>500-058</b>	295852 297815	2.750	<b>Std.</b>	For 6 Hp engines. Fits models 140000, 146000 and 147000.
<b>500-066</b>	391669 393881 499921 690014	3"	<b>Std.</b>	For 7 and 8.5 Hp aluminum bore engines. Fits models 170400, 171400, 192400 thru 194400, 195400 & 197400.
<b>500-082</b>	391670 393882 690015 690018	3.010"	<b>+.010</b>	For 7 and 8.5 Hp aluminum bore engines. Fits models 170400, 171400, 192400 thru 194400, 195400 & 197400.
<b>500-132</b>	391671 690016 690019	3.020"	<b>+.020</b>	For 7 and 8.5 Hp aluminum bore engines. Fits models 170400, 171400, 192400 thru 194400, 195400 & 197400.
<b>500-108</b>	391672 690017 690020	3.030"	<b>+.030</b>	For 7 and 8.5 Hp aluminum bore engines. Fits models 170400, 171400, 192400 thru 194400, 195400 & 197400. <b>(While Quantities Last)</b>
<b>500-231</b>	393882	3.010"	<b>+.010</b>	For 8 Hp cast iron bore engines. Fits models 192700, 193700 and 195400. <b>(While Quantities Last)</b>
<b>500-232</b>	393883	3.020"	<b>+.020</b>	For 8 Hp cast iron bore engines. Fits models 192700, 193700 and 195400. <b>(While Quantities Last)</b>
<b>500-233</b>	393884	3.030"	<b>+.030</b>	For 8 Hp cast iron bore engines. Fits models 192700, 193700 and 195400. <b>(While Quantities Last)</b>
<b>500-074</b>	391780 394665 394959 499996	3.4375"	<b>Std.</b>	For 10 thru 12-1/2 & 14 thru 18 Hp cast iron engines. Fits models 220400 thru 222400, 251000, 252400 thru 257400, 28A700 thru 28D700, 280700 thru 286700, 400400, 402400 thru 404700, 42A700 thru 460700.
<b>500-090</b>	391781 394960 499997	3.4475"	<b>+.010</b>	For 10 thru 12-1/2 & 14 thru 18 Hp cast iron engines. Fits same models as above listing.
<b>500-140</b>	391782 394961 499998	3.4575"	<b>+.020</b>	For 10 thru 12-1/2 & 14 thru 18 Hp cast iron engines. Fits same models as above listing.
<b>500-116</b>	391783 394962 499999	3.4675"	<b>+.030</b>	For 10 thru 12-1/2 & 14 thru 18 Hp cast iron engines. Fits same models as above listing.
<b>500-449</b>	390484	3.563"	<b>Std.</b>	For 14 thru 16 Hp engines. Fits models 320420 thru 320428, 325430 thru 325438 and 326400 thru 326499. <b>(While Quantities Last)</b>
<b>500-450</b>	390486	3.573"	<b>+.010</b>	For 14 thru 16 Hp engines. Fits models 320420 thru 320428, 325430 thru 325438 and 326400 thru 326499.

## PISTON RINGS - CLINTON

<b>500-009</b>	233-112-500 233-122-500	2-3/8"	<b>Std.</b>	Fits models 100, V, Vs100, 400 thru 409, 411, 415, 424, 426, 494, 800, 900, 1000, 1100, 2100, 3100 and 4100 series.
----------------	----------------------------	--------	-------------	---

## PISTON RINGS - HONDA

<b>500-787</b>	13010-ZEO-013	57mm	<b>Std.</b>	Piston Ring Set (Standard). For Honda 3-1/2 Hp engines. Fits model GX-110. (Replacement rings for our 515-884).
----------------	---------------	------	-------------	---

## PISTON RINGS - HONDA continued

Part#	OEM#	CYL. / DIA.	Ring Size	Application
<b>500-755</b>	13010-ZE0-003 13010-ZE6-013 13010-ZE6-014 130A1-ZE6-003	60mm	<b>Std.</b>	Piston Ring Set (Standard). For Honda 4 Hp engines. Fits models GX-120 and GXV-120. (Replacement rings for our 515-898).
<b>500-788</b>	13010-ZE1-013	64mm	<b>Std.</b>	Piston Ring Set (Standard). For Honda 5 Hp engines. Fits models GX-140 & GXV-140. (Replacement rings for our 515-885).
<b>500-759</b>	13010-ZF1-013 13010-ZF1-023 130A1-ZE1-003	68mm	<b>Std.</b>	Piston Ring Set (Standard). For Honda 5-1/2 Hp engines. Fits model GX-160. (Replacement rings for our 515-899).
<b>500-789</b>	13010-ZE2-013	73mm	<b>Std.</b>	Piston Ring Set (Standard). For Honda 8 Hp engines. Fits model GX-240. (Replacement rings for our 515-886).
<b>500-791</b>	13010-ZE8-601 3689585	77mm	<b>Std.</b>	Piston Ring Set (Standard). For Honda 9 Hp engines. Fits model GX-270. (Replacement rings for our 515-888).
<b>500-790</b>	13010-ZE3-003	82mm	<b>Std.</b>	Piston Ring Set (Standard). For Honda 11 Hp engines. Fits model GX-340. (Replacement rings for our 515-887).
<b>500-797</b>	13010-ZF6-003	88mm	<b>Std.</b>	Piston Ring Set (Standard). For Honda 13 Hp engines. Fits model GX-390. (Replacement rings for our 515-900).

For KOHLER piston rings - please see our  
"CHROME PISTON RINGS" - KOHLER

## PISTON RINGS - LAWN BOY

<b>500-504</b>	679252	2.375"	<b>Std.</b>	For late model "C" and "D" series engines.
<b>500-520</b>	679252	2.405"	<b>+.030</b>	For "D" series - line bored engines. (While Quantities Last)
<b>500-512</b>	681737	2.380"	<b>Std.</b>	For "F" series engines.

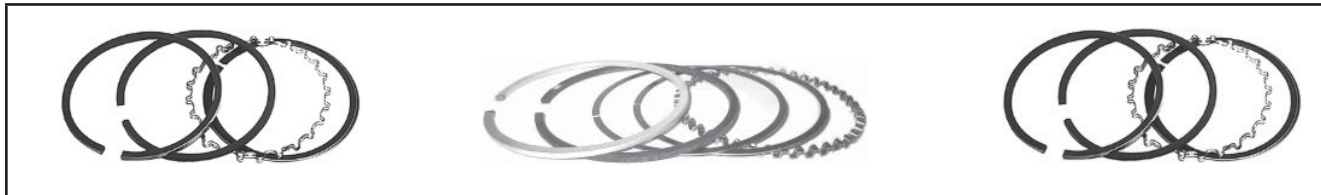
## PISTON RINGS - TECUMSEH

<b>500-306</b>	28986 31774 31853 32539	2.500"	<b>Std.</b>	For 2-1/2, 3, 3-1/2, 4 and 4-1/2 Hp vertical engines. Fits models LAV, H30, H35, ECV90, TVS75 & TVS90.
<b>500-314</b>	27565	2.312"	<b>Std.</b>	For 2-1/2, 3 and 3-1/2 Hp horizontal engines. Fits models LAV30, H22, H25, H30 and TVS75.
<b>500-322</b>	27889	2.500"	<b>Std.</b>	For 3-1/2, 4 and 4-1/2 Hp vertical engines and 4-1/2 horizontal engines. Fits models V35B, V40B, V45, H45A, V45A, B.
<b>500-355</b>	34854 33315 32606	2.625"	<b>Std.</b>	For 4, 5, 5-1/2 and 6 Hp vertical & horizontal engines. Fits models V55, V40, V50, V60, H40, H50, H60, H55, ECV100, ECV105, HH50, HH60, HS40, LAV40, TNT100, TVS105, VH50 and VH60.
<b>500-058</b>	32595	2.750"	<b>Std.</b>	For 7 Hp vertical & horizontal engines. Fits models V70, H70, HH70, VH70 and ECV110.
<b>500-370</b>	33873	3.062" (3-1/16")	<b>Std.</b>	For 8 Hp vertical & horizontal engines. (newer models) Fits models V80, VM80, H80, HM80 series.

## PISTON RINGS - TECUMSEH continued

Part#	OEM#	CYL. / DIA.	Ring Size	Application
<b>500-413</b>	34332	3.125" (3-1/8")	<b>Std.</b>	For 8 Hp engines. (older models) Fits models H80, HM80, HHM80, code E & P, HMSK80, 85, 90
<b>500-371</b>	34037	3.187" (3-3/16")	<b>Std.</b>	For 10 Hp engines. Fits models VM100 and HM100 (aluminum cylinder) code A & J.
<b>500-280</b>	32004	3.312" (3-5/16")	<b>Std.</b>	For 10 and 14 Hp engines. Fits models HH140, OH140 and VH100. (.093" Thick)
<b>500-284</b>	32241	3.500" (3-1/2")	<b>Std.</b>	For 12, 15 and 16 Hp engines. Fits models HH120, HH150, HH160 and OH160.

## CHROME PISTON RINGS - BRIGGS &amp; STRATTON



Part#	OEM#	CYL. / DIA.	Ring Size	Application
<b>500-603</b>	294232	2.375"	<b>Std.</b>	For 3 Hp horizontal engines. Fits models 60000 thru 80000 and 8B series
<b>500-606</b>	297201	2.375"	<b>Std.</b>	For 2 and 3 Hp horizontal engines. Fits models 8B, 8BH, 8BHA, 60000 series after serial #5810030 and 5809080, 80000 series.
<b>500-611</b>	299742	2.562"	<b>Std.</b>	For 3 thru 5 Hp horizontal and vertical engines. Fits models 92500 thru 96500, 130200 and 131300.
<b>500-629</b>	299743	3"	<b>Std.</b>	For 7 thru 8.5 Hp horizontal and vertical engines. Fits models 170000, 170400, 170700, 171000, 171400, 171700 series and 190400 thru 196400.
<b>500-637</b>	298746	3"	<b>Std.</b>	For Briggs and Stratton 8 thru 9 Hp horizontal engines. Fits models 191400, 193401, 200401, 231401, 233401 series. 23D, 23C.
<b>500-645</b>	392331 299745 281707	3.437"	<b>Std.</b>	For Briggs and Stratton 10 thru 12.5 Hp and 16 thru 18 Hp engines. Fits models 220400 thru 222400, 251000, 252000 thru 257000, 256700 thru 259700, 280700 thru 286700, 28A700 thru 28D700, 300420, 301430, 302430, 400400, 402400 - 404700, 42A700 - 460700 and 422000.

## CHROME PISTON RINGS - GRAVELY

<b>500-710</b>	015443	2.9375"	<b>Std.</b>	For 8 Hp engines. Models K161, K181.
<b>500-801</b>	015444	2.9475"	<b>+ .010</b>	For 8 Hp engines. Models K161, K181.
<b>500-802</b>	015445	2.9575"	<b>+ .020</b>	For 8 Hp engines. Models K161, K181.
<b>500-900</b>	015446	2.9675"	<b>+ .030</b>	For 8 Hp engines. Models K161, K181.
<b>500-728</b>	010857 014761	3.251"	<b>Std.</b>	For 10 Hp engines. Model K241.
<b>500-819</b>	014762	3.261"	<b>+ .010</b>	For 10 Hp engines. Model K241.

## CHROME PISTON RINGS - GRAVELY continued

Part#	OEM#	CYL. / DIA.	Ring Size	Application
<b>500-298</b>	014763	3.271"	<b>+.020</b>	For 10 Hp engines. Model K241.
<b>500-918</b>	014764	3.281"	<b>+.030</b>	For 10 Hp engines. Model K241.
<b>500-736</b>	012363	3.375"	<b>Std.</b>	For 12 Hp engines. Models K301, (before# 1730100013), K532.
<b>500-827</b>	012364	3.385"	<b>+.010</b>	For 12 Hp engines. Models K301, (before# 1730100013), K532.
<b>500-389</b>	012365	3.395"	<b>+.020</b>	For 12 Hp engines. Models K301, (before# 1730100013), K532.
<b>500-926</b>	012366	3.405"	<b>+.030</b>	For 12 Hp engines. Models K301, (before# 1730100013), K532.
<b>500-744</b>	014814	3.500"	<b>Std.</b>	For 14 Hp engines. Models K321, K582, M14.
<b>500-769</b>	014815	3.510"	<b>+.010</b>	For 14 Hp engines. Models K321, K582, M14.
<b>500-777</b>	014816	3.520"	<b>+.020</b>	For 14 Hp engines. Models K321, K582, M14.
<b>500-785</b>	014817	3.530"	<b>+.030</b>	For 14 Hp engines. Models K321, K582, M14.
<b>500-751</b>	035160	3.750"	<b>Std.</b>	For 16 Hp engines. Models K341, M16 (old style).

## CHROME PISTON RINGS - KOHLER

<b>500-009</b>	220801	2-3/8"	<b>Std.</b>	For 4 Hp engines. Fits model K91. (NOT CHROME)
<b>500-010</b>	220803	2.575"	<b>+.020</b>	For 4 Hp engines. Fits model K91. (NOT CHROME)
<b>500-710</b>	232575 / S	2.9375"	<b>Std.</b>	For 8 Hp engines. Fits models K161, K181 (old style).
<b>500-801</b>	232576 / S	2.9475"	<b>+.010</b>	For 8 Hp engines. Fits models K161, K181 (old style).
<b>500-802</b>	232577 / S	2.9575"	<b>+.020</b>	For 8 Hp engines. Fits models K161, K181 (old style).
<b>500-900</b>	232578 / S	2.9675"	<b>+.030</b>	For 8 Hp engines. Fits models K161, K181 (old style).
<b>500-473</b>	52 108 01 52 108 09 / S	3.125"	<b>Std.</b>	Fits models KT17, M18, 20, MV16, 18, 20. (NOT CHROME)
<b>500-728</b>	235287 / S	3.251"	<b>Std.</b>	For 10 Hp engines. Fits model K241.
<b>500-819</b>	235288 / S	3.261"	<b>+.010</b>	For 10 Hp engines. Fits model K241.
<b>500-298</b>	235289 / S	3.271"	<b>+.020</b>	For 10 Hp engines. Fits model K241.
<b>500-918</b>	235290 / S	3.281"	<b>+.030</b>	For 10 Hp engines. Fits model K241.
<b>500-736</b>	235889 48 108 01 / S	3.375"	<b>Std.</b>	For 12 Hp engines. K301, K532 (before serial# 1730100013).
<b>500-827</b>	235890 48 108 02 / S	3.385"	<b>+.010</b>	For 12 Hp engines. K301, K532 (before serial# 1730100013).
<b>500-389</b>	235891 48 108 03 / S	3.395"	<b>+.020</b>	For 12 Hp engines. K301, K532 (before serial# 1730100013).
<b>500-926</b>	235892 48 108 04 / S	3.405"	<b>+.030</b>	For 12 Hp engines. K301, K532 (before serial# 1730100013).

## CHROME PISTON RINGS - KOHLER continued

Part#	OEM#	CYL. / DIA.	Ring Size	Application
<b>500-744</b>	236763 48 108 05 / S	3.500"	<b>Std.</b>	For 14 & 23 Hp engines. Fits K321, K582, M14 (old style).
<b>500-769</b>	236764 48 108 06 / S	3.510"	<b>+010</b>	For 14 & 23 Hp engines. Fits K321, K582, M14 (old style).
<b>500-777</b>	236765 48 108 07 / S	3.520"	<b>+020</b>	For 14 & 23 Hp engines. Fits K321, K582, M14 (old style).
<b>500-785</b>	236766 48 108 08	3.530"	<b>+030</b>	For 14 & 23 Hp engines. Fits K321, K582, M14 (old style).
<b>500-751</b>	45 108 00 45 108 06 / S	3.750"	<b>Std.</b>	For 16 Hp engines. Fits model K341, M16 (old style).
<b>500-694</b>	45 108 03 45 108 08 / S	3.770"	<b>+020</b>	For 16 Hp engines. Fits model K341, M16 (old style).
<b>500-686</b>	45 108 09 45 108 09-S	3.780"	<b>+030</b>	For 16 Hp engines. Fits model K341, M16 (old style).

## CONNECTING RODS - BRIGGS &amp; STRATTON



Part#	OEM#	Size	Application
<b>510-016</b>	699655 294367 294201	<b>Std.</b>	For 3 and 3-1/2 Hp vertical and horizontal engines. Fits models 8B, 8BH and 80000 thru 96900, 98900.
<b>510-024</b>	297569	<b>Std.</b>	For 4 Hp engines. Fits model 100200 series (with oil slinger). Identical to 297568 without slinger.
<b>510-032</b>	299430 299429	<b>Std.</b>	For 5 Hp horizontal and vertical engines. Fits models 130200 thru 132900, 133200, 135200, 137200.
<b>510-057</b>	391640 392939 490566	<b>Std.</b>	For 4 and 5 Hp Quantum engines. Fits models 100700 thru 126800, 127700 (before code# 97022300) thru 129800.
<b>510-040</b>	390401 390402	<b>Std.</b>	For Briggs and Stratton 8 Hp horizontal and vertical engines. Models 190400 thru 197400, 190400, 195400 & 294201 series. (with oil slinger). Identical to 390402 w/o oil slinger. Also fits 190700 series.
<b>510-065</b>	490348 391775 391816	<b>Std.</b>	For Briggs and Stratton 11 thru 15 Hp horizontal and vertical engines. (except OHV engines). Fits models 250400 thru 259700, 28A700 thru 28D700, 28M700, 280700 thru 286700, 288700, 289700, 28A700, 28B700, 28C700, 28D700 and 28M700 series.
<b>510-069</b>	490469	<b>-020</b>	For 11 thru 15 Hp horizontal and vertical engines. (except OHV engines). Fits models 250400 thru 259700, 28A700 thru 28D700, 28M700, 280700 thru 286700, 288700 and 289700. (.020" undersized). <b>(While Quantities Last)</b>

## CONNECTING RODS - HONDA

Part#	OEM#	Size	Application
<b>510-893</b>	13200-ZE0-000	Std.	For 3-1/2 and 4 Hp engines. Fits models GX-110 and GX-120.
<b>510-894</b>	13200-ZE1-000 Code 4725255	Std.	For 5 Hp engines. Fits model GX140, GX160 and GX200.
<b>510-891</b>	13200-883-040	Std.	For 6-1/2 Hp engines. Fits model G-200. <b>(While Quantities Last)</b>
<b>510-895</b>	13200-ZE2-000	Std.	For Honda 8 Hp engines. Fits models GX-240 and GX-270.
<b>510-892</b>	13200-890-040	Std.	For Honda 10 Hp engines. Fits model G-400. <b>(While Quantities Last)</b>
<b>510-896</b>	13200-ZE3-010 13200-ZE3-020		For Honda 11 and 13 Hp engines (with oil dipper). Fits models GX-340 and GX-390.

## CONNECTING RODS - KOHLER

<b>510-313</b>	41 067 10 41 067 10S A234880 Gravely 40751	Std.	For 8 Hp engines. Model K181 <b>(old style) 41 067 10-S / A-234880.</b>
<b>510-305</b>	41 067 11 A23488010	-.010	For 8 Hp engines. Model K181. <b>(old style) Kohler# 41 067 11-S / A234880-10.</b>
<b>510-321</b>	47 067 03 47 067 13 47 067 13S	Std.	For 10 Hp engines. Model K241. <b>(old style) Kohler# 47 067 13-S / 47 067 03.</b>
<b>510-354</b>	47 067 04 47 067 14 47 067 14S A23513910	-.010	For 10 Hp engines. Fits model K241. <b>(old style) Kohler# 47 067 14-S / Kohler# 47 067 04.</b>
<b>510-339</b>	47 067 09 47 067 09S A237344 Gravely 40813	Std.	For 12 & 14 Hp engines. Fit models K301, K321 <b>(before# 1729900013).</b> <b>(long dipper) Kohler# 47 067 09-S, also replaces Gravely# 40813.</b>
<b>510-347</b>	47 067 10 47 067 10S A23734410	-.010	For 12 & 14 Hp engines. Fits models K301, K321 <b>(before# 1729900013)</b> <b>(long dipper) Kohler# 47 067 10-S.</b>
<b>510-073</b>	45 067 23 / S	-.010	For 16 Hp engines. Fits models K341. (.010" undersized) <b>(old style)</b>
<b>510-071</b>	45 067 22 45 067 22S	Std.	For Kohler 16 Hp engines. Fits models K341. (Standard) <b>(old style)</b>


## CONNECTING RODS - TECUMSEH

<b>510-206</b>	30963B	Std.	For 2, 2-1/2, 3, 3-1/2, 4 & 4-1/2 Hp vert. & 2, 2-1/2, 3 & 3-1/2 Hp horz. Engines. Fits models LAV30, LAV35, ECV100 thru ECV120, TNT100, TNT120, TVS75, 90, 120, TVXL105 and H22 thru H35.
<b>510-214</b>	32875	Std.	Fits models LAV40, LAV50, HS35, HS40, HS50, TNT120, TVS105, TVS 120 and OHH55
<b>510-218</b>	31380C	Std.	Fits Tecumseh models V60, H60, TVM140 (Spec 70000K-390L, 100000E-20E), VH60 and HH60.
<b>510-222</b>	32591C	Std.	Fits models V70, V80, H70, H80, HH70, VM70, VM80, VM100, TVM170 thru TVM220. (Replaces con rod #25026 stamped on connecting rod itself) <b>(Measures: .625" X 1.188")</b>
<b>510-224</b>	36897 35373A	Std.	Fits models HM70, HM80, HM100, TVM170 and TVM220. <b>(Measures: .625" X 1.378")</b>

## CONNECTING RODS - TECUMSEH continued

Part#	OEM#	Size	Application
<b>510-225</b>	36898 35373A	<b>Std.</b>	Fits Tecumseh models HMSK100, HMSK110- 159534Z / 159951A / 159952A / 159952B / 159952C, OHSK120. (Replaces con rod# 25-0-35 stamped on the connecting rod itself). <b>(Measures: .687" X 1.378")</b> . (Includes Tecumseh# 651033 bolts X2 and 36896 oil dipper X1).

## VALVES - BRIGGS &amp; STRATTON



<b>505-008</b>	296677	<b>Intake</b>	For 3 and 3-1/2 Hp engines. Fits models 80000 thru 96900.
<b>505-107</b>	296676	<b>Exhaust</b>	For 3 and 3-1/2 Hp engines. Fits models 60100, 80100, 96900 and 10A900.
<b>505-024</b>	261233	<b>Intake</b>	For 4 Hp engines. Fits models 110700 thru 114700.
<b>505-123</b>	212004	<b>Exhaust</b>	For 4 Hp engines. Fits models 110700 thru 114700.
<b>505-177</b>	260860 494191	<b>Exhaust</b>	For 5 Hp engines. Fits models 131200, 131400 and 131700 series.
<b>505-016</b>	261044 261044S	<b>Intake</b>	For older 4 and 5 Hp engines. Fits models 100200, 100999, 130200 thru 132400, 133200, 135200.
<b>505-115</b>	211119 211119S	<b>Exhaust</b>	For older 4 and 5 Hp engines. Fits models 100200, 100999, 130200 thru 130900, 131700, 135200.
<b>505-032</b>	261055 261055S	<b>Intake</b>	For 6 thru 8 Hp engines. Fits models 140000 and 176400 thru 196700 & 19E400.
<b>505-131</b>	390419 691794	<b>Exhaust</b>	For 6 thru 8 Hp engines. Fits models 140000, 170400 thru 195400, 197400 and 19G400.
<b>505-040</b>	261184	<b>Intake</b>	For 10 Hp engines. Fits model 251000.
<b>505-057</b>	261462 690429	<b>Intake</b>	For 10 thru 12 Hp engines. Fits models 220400 thru 257700.
<b>505-149</b>	261185 691796	<b>Exhaust</b>	For 10 thru 11 Hp engines. Fits models 220400 thru 257700. (While Quantities last)
<b>505-079</b>	262247 262247S	<b>Intake</b>	For 10 thru 13 Hp. Fits models 28A700 thru 28D700, 280700, 281700, 283700, 284700, 285700, 286700, 289700.
<b>505-178</b>	262246 262246S	<b>Exhaust</b>	For 10 thru 13 Hp. Fits models 28A700 thru 28D700, 280700, 281700, 282700, 283700, 284700, 285700, 286700, 288700 and 289700.
<b>505-048</b>	261528 691804	<b>Intake</b>	For 16 and 18 Hp engines. Fits models 401400 thru 422700. Overall length: 4.398" X Head OD: 1.375"; Valve Face angle: 30
<b>505-044</b>	390420 691794	<b>Exhaust</b>	For 16 and 18 Hp and 17 & 20 Hp engines. Fits models 401400 thru 422700 and models 195700, 196400, 196700, 402400 thru 422700. Overall length: 4.406" X Head OD: 1.250"; Valve Face angle: 45
<b>505-210</b>	262652	<b>Intake</b>	For Quantum engines. Fits models 121700, 121800, 122700, 123700, 123800, 124700, 124800, 125700 126700 and 126800.
<b>505-127</b>	262651	<b>Exhaust</b>	For Quantum engines. Fits models 121700, 121800, 122700, 123700, 123800, 124700, 124800, 125700 126700 and 126800.

## VALVES - HONDA

Part#	OEM#	Type	Application
<b>505-602</b>	14711-887-000 14700-882-000 0635177	<b>Intake</b>	For 3-1/2 Hp engine. Fits model G-150. Length: 3.21" Head OD: 1.02" (While Quantities last)
<b>505-610</b>	14721-887-000 0635185	<b>Exhaust</b>	For 3-1/2 Hp engine. Fits model G-150. Length: 3.21" Head OD: 0.925" (While Quantities last)
<b>505-612</b>	14711-ZE0-010	<b>Intake</b>	For 3-1/2 Hp engine. Fits model GX-110. Length: 2.45" Head OD: 0.78"
<b>505-614</b>	14721-ZE0-000	<b>Exhaust</b>	For 3-1/2 Hp engine. Fits model GX-110. Length: 2.39" Head OD: 0.71"
<b>505-616</b>	14721-ZE6-000	<b>Exhaust</b>	For 4 Hp engine. Fits model GXV-120. Length: 2.48" Head OD: 0.71"
<b>505-618</b>	14711-ZF0-000	<b>Intake</b>	For 4 Hp engine. Fits model GX-120. Length: 2.49" Head OD: 0.87"
<b>505-620</b>	14721-ZF0-000	<b>Exhaust</b>	For 4 Hp engine. Fits model GX-120. Length: 2.43" Head OD: 0.76"
<b>505-622</b>	14711-ZE1-000	<b>Intake</b>	For 5 Hp engine. Fits model GX-140. Length: 2.52" Head OD: 0.943"
<b>505-624</b>	14721-ZE1-000	<b>Exhaust</b>	For 5 Hp engine. Fits model GX-140. Length: 2.46" Head OD: 0.865"
<b>505-626</b>	14711-ZF1-000	<b>Intake</b>	For 5-1/2 Hp engine. Fits model GX-160. Length: 2.51" Head OD: 0.982"
<b>505-628</b>	14721-ZF1-000	<b>Exhaust</b>	For 5-1/2 Hp engine. Fits model GX-160. Length: 2.45" Head OD: 0.944"
<b>505-630</b>	14711-ZF7-000	<b>Intake</b>	For 5-1/2 Hp engine. Fits model GXV-160. Length: 2.54" Head OD: 0.99"
<b>505-598</b>	14711-ZL8-000	<b>Intake</b>	For 4 & 6.5 Hp. Models GCV120 & GCV160. Length: 2.54" Head OD: 0.94"
<b>505-600</b>	14721-ZL8-000	<b>Exhaust</b>	For 4 & 6.5 Hp. Models GCV120 & GCV160. Length: 2.49" Head OD: 0.98"
<b>505-634</b>	14711-883-020	<b>Intake</b>	For 6-1/2 Hp engine. Fits model G-200. Length: 3.81" Head OD: 1.142" (While Quantities last)
<b>505-636</b>	14721-883-020	<b>Exhaust</b>	For 6-1/2 Hp engine. Fits model G-200. Length: 3.81" Head OD: 1.024" (While Quantities last)
<b>505-646</b>	14711-889-001	<b>Intake</b>	For 7 Hp engine. Fits model G-300. Length: 3.92" Head OD: 1.34" (While Quantities last)
<b>505-648</b>	14721-889-000	<b>Exhaust</b>	For 7 Hp engine. Fits model G-300. Length: 3.95" Head OD: 1.14" (While Quantities last)
<b>505-638</b>	14711-ZE2-000	<b>Intake</b>	For 8 Hp engine. Fits models GX240 & GX270 Length: 3.34" Head OD: 1.117"
<b>505-640</b>	14721-ZE2-000	<b>Exhaust</b>	For 8 Hp engine. Fits models GX240 & GX270 Length: 3.26" Head OD: 1.023"
<b>505-650</b>	14711-890-000	<b>Intake</b>	For 10 Hp engine. Fits model G-400. Length: 5.00" Head OD: 1.41" (While Quantities last)
<b>505-652</b>	14721-890-000	<b>Exhaust</b>	For 10 Hp engine. Fits model G-400. Length: 4.98" Head OD: 1.24" (While Quantities last)
<b>505-642</b>	14711-ZE3-000	<b>Intake</b>	For 11 Hp engine. Fits model GX-340. Length: 3.40" Head OD: 1.37"
<b>505-644</b>	14721-ZE3-000	<b>Exhaust</b>	For 11 Hp engine. Fits model GX-340. Length: 3.35" Head OD: 1.22"

## VALVES - KOHLER (includes GRAVELY)

Part#	OEM#	Type	Application
<b>505-420</b>	220009 220096	<b>Exhaust</b>	For 4 Hp engines. Fits models K91. Overall Length: 3.29" Head OD: 0.82"
<b>505-404</b>	230008	<b>Intake</b>	For 6, 7 and 8 Hp engines. Fits models K141, K161 and K181. Overall Length: 4.06" Head OD: 1.372"
<b>505-503</b>	230710	<b>Exhaust</b>	For 6, 7 and 8 Hp engines. Fits models K141, K161 and K181. Overall Length: 4.06" Head OD: 1.13"
<b>505-012</b>	235582 235582-S 535008 Gravely 10776	<b>Intake</b>	For 10, 12, 20 and 23 Hp engines. Fits Kohler models K241, K301, K321, K532, K582 and some M12 thru M16; also replaces Gravely# 10776. Overall Length: 4.63" X Head OD: 1.37"
<b>505-511</b>	235826 235826-S	<b>Exhaust</b>	Fits models K241 and K301. (Replaces Gravely# 11878) Overall Length: 4.65" Head OD: 1.12"
<b>505-529</b>	235838 235838-S	<b>Exhaust</b>	Fits models K241, K301, K321 up to D series M10-12 (Replaces Gravely# 10777) Overall Length: 4.63" Head OD: 1.12"
<b>505-537</b>	237672 237672-S	<b>Exhaust</b>	Fits models K321, K341, K532, K582, M14 and M16. (Replaces Gravely# 20176) Overall Length: 4.63" Head OD: 1.37"
<b>505-545</b>	52 016 01 52 016 02 82 755 11	<b>Exhaust</b>	Fits models KT-17, KT-19, M18, MV16 and Mv18. (Replaces Gravely# 32509) Overall Length: 3.66" Head OD: 1.37"

## VALVES - TECUMSEH

<b>505-206</b>	29314B	<b>Intake</b>	Fits models LAV30, LAV35, H30, H35, TVS75, TVS90, ECV100, TNT100 and TNT120.
<b>505-305</b>	29313C	<b>Exhaust</b>	Fits models LAV30, LAV50, H30, H35, HS40, HS50, TVS75, TVS90 and TVS105.
<b>505-214</b>	27877A	<b>Intake</b>	Fits models V60, VH60, H60, HH60 and TVM140.
<b>505-313</b>	27878A	<b>Exhaust</b>	Fits models V60, V80, H50, H80, VH60, VH70, HH60, HH70, VM70, VM80, HM70, HM80, TVXL195 and TVXL220.
<b>505-222</b>	34035	<b>Intake</b>	Fits models V, VM, H, HM70, HM80, HM100, TVM95, TVM170, TVM220, TVXL195 and TVXL220.
<b>750-216</b>			Valve Grinding Compound - Two part can consists of: (2 oz.) Of coarse grade for grinding and (1 oz.) Of fine for finishing.
<b>750-224</b>			Valve Seating Tool - For hand grinding unseated valves. Includes two rubber cup sizes (1) 15/16" diameter the other 1-1/16" diameter.

## VALVE CHART

Part No.	Head "A"	Length "B"	Stem "C"	Face "D"	Part No.	Head "A"	Length "B"	Stem "C"	Face "D"
<b>BRIGGS &amp; STRATTON</b>					<b>BRIGGS &amp; STRATTON continued</b>				
<b>505-008</b>	.967"	3.583"	.247"	45	<b>505-032</b>	1.250"	4.401"	.309"	30
<b>505-107</b>	.846"	3.579"	.246"	45	<b>505-131</b>	1.250"	4.424"	.309"	45
<b>505-024</b>	.961"	3.827"	.247"	30	<b>505-040</b>	1.250"	4.965"	.309"	30
<b>505-123</b>	.847"	3.834"	.247"	45	<b>505-057</b>	1.375"	4.965"	.309"	30
<b>505-016</b>	1.125"	3.841"	.247"	30	<b>505-149</b>	1.250"	4.969"	.309"	45
<b>505-115</b>	1.000"	3.863"	.247"	45	<b>505-079</b>	1.372"	5.177"	.307"	30

VALVE CHART

Part No.	Head "A"	Length "B"	Stem "C"	Face "D"
----------	----------	------------	----------	----------

BRIGGS & STRATTON continued

<b>505-178</b>	1.248"	5.205"	.307	45
<b>505-048</b>	1.375"	4.398"	.309	30
<b>505-044</b>	1.250"	4.406"	.309"	45
<b>505-210</b>	1.060"	3.604"	.245"	45
<b>505-127</b>	.941"	3.600"	.244"	45

HONDA

<b>505-602</b>	1.002"	3.259"	.273"	45
<b>505-610</b>	.925"	3.210"	.270"	45
<b>505-612</b>	.786"	2.459"	.213"	45
<b>505-614</b>	.707"	2.392"	.212"	45
<b>505-616</b>	.706"	2.468"	.229"	45
<b>505-618</b>	.866"	2.450"	.219"	30
<b>505-620</b>	.748"	2.405"	.222"	45
<b>505-622</b>	.943"	2.522"	.213"	45
<b>505-624</b>	.865"	2.466"	.221"	30
<b>505-626</b>	.982"	2.514"	.222"	30
<b>505-628</b>	.944"	2.458"	.221"	30
<b>505-630</b>	.985"	2.530"	.214"	45
<b>505-634</b>	1.142"	3.813"	.274"	45
<b>505-636</b>	1.024"	3.817"	.272"	45
<b>505-646</b>	1.339"	3.940"	.274"	30
<b>505-648</b>	1.138"	3.971"	.270"	45
<b>505-638</b>	1.177"	3.343"	.257"	45
<b>505-640</b>	1.023"	3.260"	.255"	45
<b>505-650</b>	1.413"	5.005"	.273"	45
<b>505-652</b>	1.239"	4.993"	.271"	45
<b>505-642</b>	1.372"	3.414"	.258"	30
<b>505-644</b>	1.220"	3.349"	.257"	45

Part No.	Head "A"	Length "B"	Stem "C"	Face "D"
----------	----------	------------	----------	----------

KOHLER

<b>505-420</b>	.820"	3.290"	.309"	45
<b>505-404</b>	1.372"	4.065"	.309"	45
<b>505-503</b>	1.130"	4.065"	.309"	45
<b>505-012</b>	1.372"	4.636"	.309"	45
<b>505-511</b>	1.125"	4.656"	.309"	45
<b>505-529</b>	1.124"	4.639"	.307"	45
<b>505-537</b>	1.375"	4.639"	.307	45
<b>505-545</b>	1.371"	3.663"	.311"	45

TECUMSEH

<b>505-206</b>	.972"	3.006"	.247"	45
<b>505-305</b>	.969"	3.0007"	.244"	45
<b>505-214</b>	1.153"	3.983"	.282"	45
<b>505-313</b>	1.157"	3.987"	.309"	45
<b>505-222</b>	1.321"	3.985"	.309"	45

