



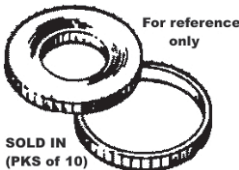
UNIVERSAL (BLADE BOLTS) AYP - Roper / Sears

Part#	OEM#	Size
		
410-001	Noma# 39573	3/8"-24 X 1"
410-019	Noma# 181639	3/8"-24 X 1-1/4"
410-027	Noma# 181643 MTD# 710-0459	3/8"-24 X 1-1/2"
410-035	Noma# 181646	3/8"-24 X 1-3/4"
410-043	Snapper# 9-0167	3/8"-24 X 2"
410-050	-----	3/8"-24 X 2-1/4"
410-068	-----	3/8"-24 X 2-1/2"


BLADE BOLTS - (Sold in multiples of 10)

BLADE BUSHINGS - Universal

Part#	ID	OD	Thick
410-209	3/8"	1"	.146"
410-217	7/16"	1"	.146"
410-225	1/2"	1"	.146"
410-233	9/16"	1"	.146"
410-241	5/8"	1"	.146"
410-258	3/4"	1"	.125'
410-266	7/8"	1"	.125"
410-308	5/8"	1"	.250"
410-294	5/8"	1-1/2"	.250"

 For reference only
SOLD IN (PKS of 10)


BLADE RIVETS - Universal

Part#	Dia	Length	Blade Rivets
410-910	3/16"	5/16"	

Used on many older lawnmower blade applications, using a rivet style blade hub. (Sold in multiples of 10)


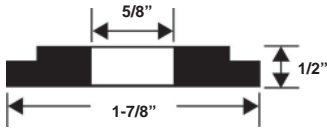
BLADE WASHERS - Universal

Part#	ID	OD	Type
410-407	3/8"	2-1/4"	Fibre
410-456	3/8"	3"	Fibre
410-605	3/8"	2-1/4"	Steel
410-613	3/8"	3"	Steel
410-803	3/8"	1-1/2"	Steel


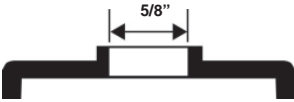


Cupped serrated steel washer. Made of heavy spring steel


BLADE WASHER - (Sold in multiples of 10)

Part#	O.E.M	Application
405-282	1044R	 


Blade clutch washer / hub

Part#	O.E.M	Application
405-191	84918 / 69226 / 87712 / 80104 49226 / 752236X004 / 87711X004	 


Blade hub
For older Sears mowers. Fits 20" and 22" blades with 5/8" centre holes. Size: 5/8" ID with a 1/4" key built in.

Part#	O.E.M	Application
410-086	165484	


Blade Bolt
Fits our 285-365 AYP spindle assembly and our 285-237 spindle shaft assembly. 3/8"-24 X 1-1/4" Left hand thread

Part#	O.E.M	Application
410-079	NEW	


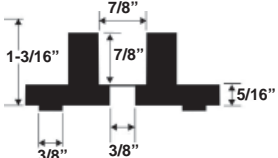
Blade Bolt with Washer
Fits many AYP / Husqvarna quill / spindle assemblies. Thread: 7/16"-20

Part#	O.E.M	Application
410-088	174365	

Blade Bolt with Washer
Fits our 285-415 and 285-426 AYP quill / spindle assemblies; as well as our 285-242 and 285-230 AYP spindle shaft assemblies. 7/16" Right hand thread

Part#	O.E.M	Application
416-729	129729 137266 / 139729 Husqvarna #'s 532 12 97-29 532 13 72-66	

Lock Nut
Fits our 285-231, 285-234 and 285-237 spindle shaft assemblies; also fit our John Deere quill / spindle assemblies 285-905, 285-905 and 285-907. Size: 1-1/4" OD built in washer X 3/4" HT X 1/2"-18 thread

Part#	O.E.M	Application
405-753	193825 / 851514 Husqvarna#'s 532 19 38-25 532 85 15-14	 

Blade Adaptor
Fits models: 4H472C, WE9656RD, 3M402A,44W4B2A & YSC7K402C. For 22" self - propelled mowers, also found on Noma / Canadiana, Sears, Husqvarna and Poulan Pro.

AYP - Roper / Sears continued

EXMARK continued

Part#	O.E.M	Application
405-752	850977 Husqvarna# 532 85 09-77	
<p>Blade Adaptor Fits models: 1B101C, 3H302C, 2A271D and 2033A59. For 20" & 22" walk behind mowers, also found on Noma, Sears, Husqvarna and Poulan models.</p>		
405-754	184590 / 193707 / 418373 Husqvarna#s 532 18 45-90 532 19 37-07 532 41 83-73	
<p>Blade Adaptor Steel. Fits AYP / Husqvarna / Poulan Pro mowers. Fits walk behind mowers built since 2005. Size: 1" ID X 7/8" Deep, Overall HT: 1-3/16", (2) 3/8" diameter raised bosses on 1-7/8" centers. NOTE: The center hole area is not raised like our 405-752 and 405-753 blade hubs. Built-in keyway</p>		

Part#	O.E.M	Application
410-800 NEW	1513208	
<p>Cupped steel washer. For use on Murray, Encore, Exmark and many others. Made of heavy spring steel. Size: 5/8" ID X 1-3/4" OD X .117" Thick.</p>		
410-134	1031026	
<p>Blade Bolt For Exmark. Fits Triton blades. Size: 5/8-11 X 1" Length. (Grade 8 bolt)</p>		

HUSQVARNA - also see AYP

405-755 NEW	532 42 00-97 AYP# 420097	
<p>Blade Adaptor. Fits AYP / Husqvarna / Poulan Pro mowers. Fits 2009 and 2010; 21" models: PR160N, PR625N and XT625N. Husqvarna model 6021P. Size: 1" ID X 7/8" Deep, Overall height: 1-3/16", (2) 3/8" diameter raised bosses on 1-7/8" centers. NOTE: The center hole area is not raised like our 405-752 and 405-753 blade hubs.</p>		

BOBCAT

400-275	71002B	
<p>Blade Adaptor Assembly Replaces Bobcat & Sensation blade adapter, #2 blade clutch assembly. Used on 3-1/2 & 4 Hp engines. Lowers blade 9/16". 5/32" keyway</p>		

HONDA

410-080	90105-960-710 (code# 1663665)	
<p>Hex Flange Bolt Fits 21" Honda mower models: (Sold in multiples of 10) HR214 thru Hr216, HRA214 thru HRA216, HRC215, HRC216, HRM215, HRB215 and HRS21. M10 X 1.25 X 20mm long.</p>		

CUB CADET - see MTD

410-122	710-04226 710-1889	
<p>Blade Bolt Fits LT 1000 series riders & 618-04123B spindle assembly. For 38", 42", 46" and 50" decks. Size: 3/4" - 16 X 5.85"</p>		

KUBOTA

410-090	76539-34372	
<p>Blade Bolt. Blade locking bolt for Kubota. Fits 19.5 mm center hole blades including deck models: RC-54-G20, RC-54-F20, RC-60-21B, RC-60-G20, RC-60-FZ21, RCK-24B, RC-72-F30. Size: Shoulder 19.5 mm. Length: 32 mm. Allen head recess 14 mm.</p>		


EXMARK

410-130	32166	
<p>Blade Bolt For Exmark. Fits Triton blades. Size: 1/2-20 X 2-3/4" Length. (Grade 8 bolt)</p>		
410-132	32135	
<p>Blade Bolt For Exmark. Size: 1/2-20 X 2" Length. (Grade 8 bolt)</p>		


LAWN BOY


405-183	677525 John Deere# PT7159	
<p>Blade hub Also replaces John Deere # PT7159. Size: 7/8" top ID X 15/32" deep, Side holes 3/8", Centre to Centre = 2-9/16", Plate size: 2-3/4" X 2-1/2"</p>		


LAWN BOY continued


Part#	O.E.M	Application
416-750	603164	
Blade Nut For push & self propelled mowers. (replaces MTD # 712-0318)		


MTD

405-005	753-0210 / 748-0235 / 748-0283	
Blade Adaptor Fits 30" rear engine riders with 796 deck. Splined for Riding mowers. 5/16" diameter side holes. 7/8" high X 3-5/16" long		


405-308	748-0189	
Blade Adaptor 5/32" keyway. 5/16" side holes		


400-085	10769 / 748-0189	
Blade Adaptor Assembly 5/32" keyway, 5/16" side holes		


405-466	753-0348B	
Blade Adaptor 3/16" built-in keyway keyed for push mowers 5/16" diameter side holes.		


400-317	753-0343B	
Blade Adaptor Assembly 3/16" built-in keyway. Keyed adapter for 38" decks 5/16" diameter side holes. (While Quantities Last).		


MTD continued

405-473	743-0465 748-0323 948-0323	
Blade Adaptor Same as 400-473 without hardware.		

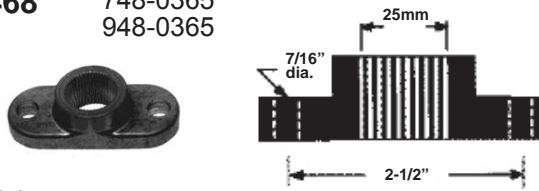
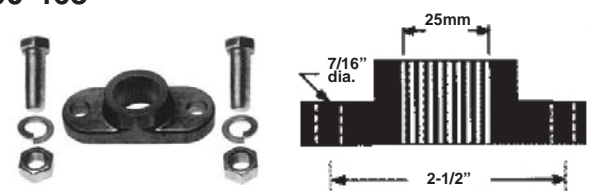
400-473	753-0484	
Blade Adaptor Assembly Fits 1986 thru 1996. Push mower series 010, 020, 030, 040, 050, 060, 070, 080. Self-propelled series 090, 100, 200, 300, 400, 500, 700, 800. For 20", 21" & 22" mowers. Overall Height: 1-3/16" X 3-5/16" overall length with (2) 3/8" diameter side holes. Comes complete with a 3/16" built-in keyway. (For Adapter ONLY see our 405-473).		

405-465	748-0300 748-0300B	
Blade Adaptor Same as 400-465 without hardware		

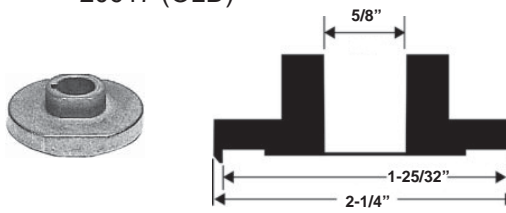
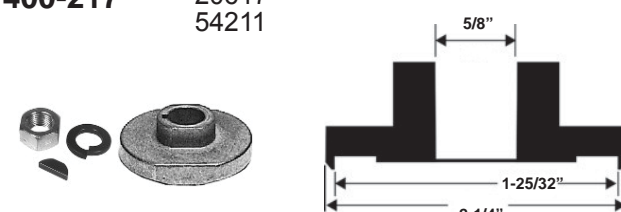

400-465	753-0583	
Blade Adaptor Assembly Fits 1985 thru 1988. Rider mowers - series 300, 400, 500, 600, 700, 800. Splined 1" (25mm) ID for Riding mowers. Overall Height: 7/8" X 3-5/16" overall length with (2) 5/16" diameter side holes. (For Adapter ONLY see our 405-465).		

400-467	753-0485	
Blade Adaptor Assembly Fits 1989 thru 1992 Push mower - series 07, 080, 090. Self propelled series 100, 200, 400, 500, 700, 800. Splined Adapter 3/8" diameter side holes. 1-3/8" high X 3-1/4" long		

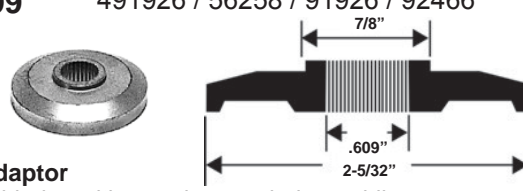
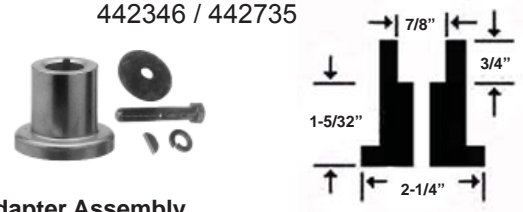
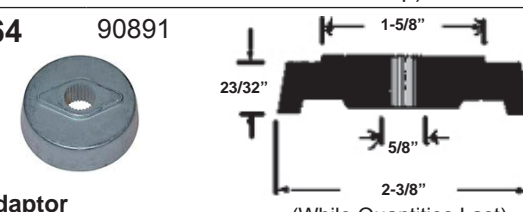




MTD continued

Part#	O.E.M	Application
405-468	748-0365 948-0365	
<p>Blade Adaptor. Same as 400-468 without hardware.</p>		
400-468		
<p>Blade Adaptor Assembly Fits 1994 thru 1996. Used with mulching blades 335-790 and 335-782. For 38" and 42" mulching kits. Splined for Riding mowers. Overall Height: 7/8" X 3-5/16" overall length with (2) 7/16" diameter side holes. (For Adapter ONLY see our 405-468).</p>		

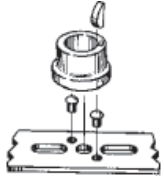
MURRAY

405-217	54211 20617 (OLD)	
<p>Blade Adapter Same as our 400-217 without hardware</p>		
400-217	20617 54211	
<p>Blade Adaptor Assembly Fits all riding mowers with double "D" centre hole blades. Size: 5/8" ID X 2-1/4" OD with a 5/32" keyway.</p>		
405-204	690411	
<p>Blade Adapter Used on 42", 46" and 52" rail deck frames. Size: .609" splined ID jackshaft hole X 1-15/16" overall OD X 7/8" OD raised hub to accept blade and a 1.547" raised backside. 28 Tooth Spline, overall height: .472" or 12mm. (Used with our 285-289 Spindle/Quill assembly).</p>		






MURRAY continued

Part#	O.E.M	Application
405-399	491926 / 56258 / 91926 / 92466	
<p>Blade Adaptor Used on blades with round centre hole on riding mower and lawn tractor - 1990 to present. Model 30534X1A. Used on 38" and 40" mulching kits. Size: .609" splined ID jackshaft hole X 2-5/32" OD X 7/8" OD raised hub to accept blade. 28 Tooth Spline, overall height: .500" or 12.7 mm.</p>		
400-382	20051 / 400272 / 42735 442346 / 442735	
<p>Blade Adapter Assembly Fits self propelled and rear bagger walk behind models. 1985 to present except rear discharge models. For 21" and some 22" walk behind models 821853, 821861, 821951, 821981 and 822651. Size: 7/8" ID X 2-1/4" OD X 1-29/32" HT, 5/32" keyway. (3/4" step down for jackshaft, 1-5/32" from base of hub to bottom of hubs internal step).</p>		
405-464	90891	
<p>Blade Adaptor Fits 40" cut mowers with rear discharge. Size: 5/8" splined ID X 2-3/8" OD X 23/32" HT, 1-5/8" OD raised portion. (While Quantities Last)</p>		
235-127	Murray# 15X72	
<p>Universal hex nut. Used on many riding mowers. (Sold in multiples of 10) Lock Nut - For use with most of our wheel bolts, with 3/8"-16 threaded end, also used on our universal axle bolt 235-119. Size: 3/8"-16 thread</p>		
416-719	15X72	
<p>Jackshaft hex nut Jackshaft hex nut for riding mowers. (Sold in multiples of 5) Size: 1/2"-20 UNF thread, 2 way lock style</p>		
285-183	15X100	
<p>Jackshaft hex nut For riding mowers. Fits splined jackshafts. Size: 9/16"-18 UNF thread (Sold in multiples of 5)</p>		
410-800	17X166MA	
<p>NEW Cupped steel washer. For use on Murray. Made of heavy spring steel. Size: 5/8" ID X 1-3/4" OD X .117" Thick</p>		

NOMA - AMF / Canadiana / Dynamark SNAPPER continued

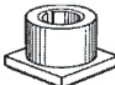
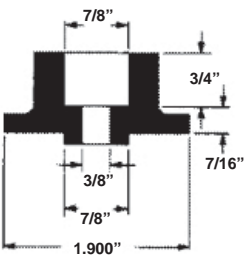
Part#	O.E.M	Application
405-000		
Blade Adaptor		
Found on many blade utilizing the 2-rivet shear pin system. Size: 7/8" shaft diameter, 3/4" hole depth X 1-1/8" OD. Uses our 410-910 shear pins.		
		


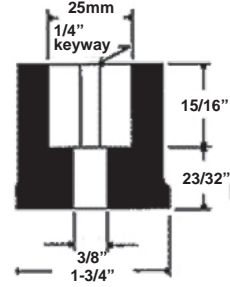

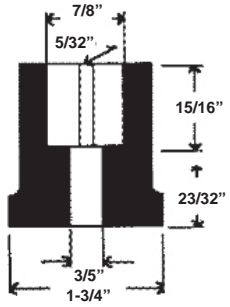
PARTNER

405-023	E-515-13-10-64	
Blade Adaptor		
Fits HVA and Partner with 7/8" shafts. Size: 7/8" Top ID X 13/32" Bottom ID X 1-1/4" Top OD X 2-29/32" Bottom OD X 1-5/16" HT.		
		
405-024	E-516-84-20-00	
Blade Adaptor		
Fits Partner equipment with 25mm shaft. Size: 63/64" (25mm) Top ID X 13/32" Bottom ID X 1-23/64" Top OD X 2-29/32" Bottom OD X 1-25/64" HT.		
		
405-025	E-506-53-41-01	
Blade Adaptor		
Fits HVA Riders models #850-970. Size: .785" (20mm) ID X 1.12" (28.5mm) raised area. Overall width: 1-3/4. Overall Length: 3" X Overall Height included raised bosses: 0.690" (17.5mm). Built-in keyway: 1/4"; (2) 5/16" OD raised		
		
405-026	E-506-53-35-01	
Adapter Key		
Fits HVA Riders models #850-970. 1/4" diameter		
		
410-127	E-506-67-54-01	
Blade Bolt		
Fits HVA 850 Riders, with locking. 55/64" Top OD 1-11/32" Long		
		



Roper & Sears - See
AYP - Roper / Sears

SNAPPER


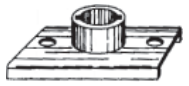

405-225	12180 6-0270 / 60270	
		
Also fits MTD high wheel 22" walk behind mowers. 5/32" keyway		
		
(While Quantities Last)		

Part#	O.E.M	Application
405-475	1-5626	
		
Fits walk behind mowers with Wisconsin / Robin engines. 1/4" built in keyway		
		
(While Quantities Last)		
405-340	1-2927 1-2987 7012927	
		
Fits steel deck walk behind mowers. 5/32" keyway		
		

STIGA

405-203	1134-2082-01	
		
Fits Stiga Park 2000 - 2002, Stiga Villa and Stiga Garden. Also found on the "Yellow" NOMA articulator tractors. Size: 47/64" ID X 11/32" OD X 4" Long X 37/64" HT, Keyway: 3/16"		
410-205	9990-1020-19	
		
Fits Stiga Park and Stiga Villa. 43/64" Top OD, 1-3/64" Long (Sold in multiples of 10)		

TORO / WHEEL HORSE

405-159	3-9810	
		
For use with our 345-256 and 345-264 Toro "S" blades. 5/32" keyway.		
(While Quantities Last)		
405-167	3-0658	
		
Size: 7/8" shaft diameter 2-1/4 saddle width, Keyway: 5/32"		
(While Quantities Last)		
410-076	34246 / 35246	
		
Found on many older Toro push mowers. 7/16"-20 X 1-1/4" L (Sold in multiples of 10)		