





UNIVERSAL


Part#	O.E.M	Application
<b>623-590</b> <b>NEW</b>		
<p><b>Intake Gasket Material</b> High Performance Intake Gasket Material. Measures: 3" L x 3" W.</p>		


BRIGGS & STRATTON


<b>530-105</b>	495770 272372	
<p><b>Diaphragm Kit</b> For 3-1/2 and 3.75 Hp Classic and Sprint engines. Fits models 95900, 96900, 98900, 9C900 &amp; 10A900 (Replaces our 485-174)</p>		

<b>530-001</b>	272538 272538S 272637 4157 / 4168	
<p><b>Diaphragm</b> For 3 thru 5 Hp horizontal Pulsa-Jet engines (new style). Models: 90200 thru 90299, 91200 thru 91299 and 92220; also fits 5 Hp horizontal engine models: 133200 thru 133299 &amp; 135200 thru 135299 and 136200.</p>		


<b>530-034</b>	5021	
<p><b>Diaphragm Kit</b> For 5 Hp horizontal shaft engines. Includes: diaphragm, spring and cap.</p>		


<b>530-006</b>	270026 John Deere# M47845	
<p><b>Diaphragm</b> For 3 thru 5 Hp horizontal and vertical pulsa-jet carburetors. Fits models 60200 thru 80200, 91200, 100200 and 132000 thru 132900.</p>		


<b>530-037</b>	5021B 5021D 270026	
<p><b>Diaphragm Kit</b> For 3 thru 5 Hp horizontal shaft engines. Includes: diaphragm, spring and cap.</p>		


<b>530-014</b>	270253	
<p><b>Diaphragm</b> Fits 82000 and 92000 series.</p>		


BRIGGS & STRATTON


Part#	O.E.M	Application
<b>525-154</b>	221377 690766	
<p><b>Diaphragm - Spring Cap</b> Fits our 530-014 and 530-006 diaphragms and 520-106 diaphragm kit. Use with our 525-162 - spring.</p>		


<b>525-162</b>	260455 692206	
<p><b>Diaphragm - Spring</b> Fits our 530-006, 530-014 and 530-030 diaphragms Use with our 525-154 - spring cap.</p>		


<b>530-030</b>	299636 / 391643 391681 / 496416	
<p><b>Diaphragm Assembly</b> For 3-1/2 &amp; 4 Hp vertical engines. Fits models 92900 thru 94900, 110900 and 112900 thru 114900, Pulsa jet models, convoluted design - same as OEM</p>		

<b>530-048</b>	299637 496418	
<p><b>Diaphragm Assembly</b> For 3 Hp vertical engines. Fits models 92500 thru 96500, vacu jet models after serial# 6808011, convoluted design - same as OEM.</p>		

<b>530-055</b>	270988 272638 272638S	
<p><b>Fuel Pump Diaphragm</b> Fits selected 8 &amp; 11 Hp horizontal. 14, 16 &amp; 18 Hp L-Head twin engines. Models 402700, 42A700 thru 42E700, 414700, 400700, 402400 &amp; 460700. (Used in our 520-080 and 520-106 kits)</p>		

<b>530-063</b>	270989 691871	
<p><b>Damping Diaphragm</b> Fits models 253700 thru 255400 and 400400 thru 422700.</p>		

<b>520-106</b>	393397	
<p><b>Fuel Pump Repair Kit</b> Fits models 253700 thru 255400, 400400 thru 422700 &amp; 460700.</p>		

<b>616-454</b>	491922	
<p><b>Fuel Pump Repair Kit</b> Found on newer Briggs and Kawasaki engines using Mikuni fuel pumps. Fits MIKUNI dual outlet fuel pump.</p>		

BRIGGS & STRATTON









BRIGGS & STRATTON











Part#	O.E.M	Application
<b>520-124</b>	693502	 <p><b>Fuel Pump Repair Kit</b> Fits 40 and 42 CID twin cylinder engines with four screw mounting. For a complete overhaul kit see our carburetor kit# 520-249. B&amp;S# 693503 (section 10)</p>
<b>525-200</b>	99333	 <p><b>Carburetor Float</b> For 6, 7 &amp; 8 Hp engines with round cartridge filter and main jet on side of bowl. Size: 2-1/8" OD X 1-5/16" ID X 13/16" HT</p>
<b>525-208</b>	298514 692265	 <p><b>Carburetor Float</b> For 7 Hp engines with oblong filter and manual choke 400 series 17 - 18 Hp twin cylinder. Size: 2-3/8" OD X 1-9/16" ID X 13/16" HT</p>
<b>525-899</b>	299707	 <p><b>Carburetor Float</b> For 6 thru 12 Hp engines. Fits 14, 17 and 19 CID vertical shaft engines with one piece Flo-jet carburetors. Size: 1-31/32" OD X 63/64" ID X 9/16" HT</p>
<b>614-404</b>	398187 Walbro# 75-570	 <p><b>Carburetor Float</b> For Briggs &amp; Stratton and Lawn Boy engines with Walbro carburetors. Fits Walbro carburetor models LMJ, LMK &amp; LMR series carburetors. Size: 1-17/32" OD X 21/32" ID X 21/32" HT</p>
<b>525-217</b>	494381	 <p><b>Carburetor Float</b> Fits 17 and 19 CID horizontal shaft engines. Fits 12.5 IC model 286707</p> <p>(While Quantities Lasts)</p>
<b>525-558</b>	230896 231435 / 691824 Lawnboy# 300096 Tecumseh# 27106 Toro# 92-6389	 <p><b>Carburetor Float Pin</b> Found on Briggs, Lawn Boy, Tecumseh and Toro equipment. Fits models CA-630883 thru CA-632329A carburetors. Measures: 3/32" OD X 15/16" Long</p> <p>(Sold in multiples of 10)</p>
<b>525-554</b>	231371 691242 / 797622 Walbro# 78-47	 <p><b>Carburetor Float Pin</b> For Briggs &amp; Stratton and Lawn Boy engines with Walbro carburetors. Fits Walbro carburetor models LMJ, LMK &amp; LMR series carburetors. Measures: .079" OD X .800" Long</p> <p>(Sold in multiples of 10)</p>

Part#	O.E.M	Application
<b>525-209</b>	221995	 <p><b>Carburetor Float Bowl</b> For 14, 17 and 19 CID vertical shaft engines with one-piece flo-jet carburetors. Fits models 146700 and 170700. Also fits on many Kohler carburetors, for example Walbro carbs found on K341 series engines. Measures: 2.321" OD X 1.280" HT, Hole: 3/8" ID</p>
<b>525-219</b>	495933	 <p><b>Carburetor Float Bowl Assembly</b> Fits Walbro carburetors on 19 and 28 CID engines. Fits B&amp;S model 286707 12.5 IC engines Measures: 1.950" OD X 1-5/16" HT, Hole: 5/16" ID</p>
<b>525-235</b>	493640 Walbro# 20-141 Walbro# 20-141-1	 <p><b>Carburetor Float Bowl</b> Fits B&amp;S 93300 series engines; also replaces Walbro 20-141 &amp; 20-141-1. Fits Walbro "LME" carburetors. Fits Briggs &amp; Stratton and Lawnboy. Measures: 1.850" OD X 1" HT, Hole: 3/8" ID</p>
<b>525-222</b>	495933 Kawasaki# 160207003	 <p><b>Carburetor Float Bowl only</b> Fits Walbro LMK carburetors on 19 and 28 CID engines. Measures: 1.950" OD X 1-5/16" HT, Hole: 5/16" ID. (Also see our 525-219).</p>
<b>485-184</b>	281165S	 <p><b>Carburetor Bowl Gasket</b> For Briggs and Stratton. Fits larger carburetor bowls.</p> <p>(Sold in multiples of 10)</p>
<b>525-840</b>	398188	 <p><b>Needle &amp; Seat</b> For Max and Quantum engines using Walbro LMS1, 3 and 10 series carburetors. Fits models 83400, 90700, 91700, 99700, 100700, 110700, 111700, 114700 and 121700 thru 126800.</p>
<b>525-018</b>	494788	 <p><b>Needle &amp; Seat</b> Fits Walbro carburetors.</p>
<b>525-944</b>	231855 231855S	 <p><b>Needle Valve</b> For Walbro carburetors. Fits models 286402, 286707, 289707, 28B702, 28B707, 28M707, 28N707, 28N777 and 28P777. For 10, 10.5, 11.5, 12.5, 13, 14 &amp; 15 Hp (28 CID) vertical shaft engines.</p>

BRIGGS & STRATTON










BRIGGS & STRATTON










Part#	O.E.M	Application
<b>525-945</b> <b>NEW</b>	715155	
<p><b>Float Valve / Needle Valve.</b> Fits 185400 series engines. For 9HP (18CID) Vanguard OHV horizontal engines. Overall Length: .625" approximately.</p>		
<b>525-946</b> <b>NEW</b>	715075	
<p><b>Float Valve / Needle Valve.</b> Fits 115400 series engines. Overall Length: .444" approximately.</p>		
<b>525-901</b>	394682	
<p><b>Float Valve and Seat</b> For 7 thru 18 Hp engines. Fits models 170400 thru 195400, 200400 thru 256700, 280700, 281700, 326430, 42A707, 42A777, 42A777, 42D707, 42E707, 42E777 &amp; 460777, if equipped with push in brass seat. <b>INLET NEEDLE measures: .595" overall length.</b> (Note: For longer inlet needle - see our 525-903).</p>		
<b>525-903</b> <b>NEW</b>	231019 394683	
<p><b>Float Valve and Seat</b> Fits large 2 piece flo-jet carburetors. Fits 7 thru 12 HP Briggs Vertical Engines. Float Style Carburetor. (Replaces old B&amp;S# 231019). <b>INLET NEEDLE measures: .610" overall length.</b> (Note: For shorter inlet needle - see our 525-901).</p>		
<b>525-014</b>	293478	
<p><b>Float Valve and Seat</b> For 3 and 5 Hp horizontal engines. (Updraft carburetors) Fits models 80700, 130400, 132400 and 817900.</p>		
<b>525-063</b>	299096 394681	
<p><b>Float Valve and Seat</b> For most 7 thru 18 Hp engines. Fits models 170400 thru 422700, 190400 &amp; 254400. Includes viton and steel tipped needles</p>		
<b>525-006</b>	293962 297102	
<p><b>Float Valve and Seat</b> For models 140000, 170000, 190000 and higher. Viton-tipped style</p>		
<b>102-007</b> <b>NEW</b>	67838 692189	
<p><b>Grommet</b> Breather Tube for Briggs and Stratton. Found on some 80200, 92200, 93400, 130200, 135200, 10A902, 12OT00 series engines as well as many others.</p>		

Part#	O.E.M	Application
<b>527-507</b>	261027	
<p><b>Governor Link</b> Fits model (link), Measures: 1-11/16" overall length. (While Quantities Last) (Sold in multiples of 10)</p>		
<b>525-071</b>	260878	
<p><b>Governor Link</b> Fits most 3, 3-1/2, 4 and 5 Hp engines. Measures: 1-3/4" overall length (Sold in multiples of 10)</p>		
<b>490-003</b>	260875	
<p><b>Governor Spring</b> (3400 - 3600 RPM), Fits 92500, 92900 and 110000, Coil Length: 2-1/16" X 2-5/8" Overall (Sold in multiples of 10)</p>		
<b>490-045</b>	260703	
<p><b>Governor Spring</b> (3300 RPM) Fits 100900 and 120900. Coil Length: 19/32" X 4" Overall (Sold in multiples of 10)</p>		
<b>490-052</b>	260711	
<p><b>Governor Spring</b> Fits 100900 and 130900 Coil Length: 3/8" X 3-7/8" Overall (Sold in multiples of 10)</p>		
<b>490-078</b>	692205 260041	
<p><b>Governor Spring</b> Fits 60100, 61100, 80100 and 81100 Coil Length: 9/16" X 2-1/16" Overall (Sold in multiples of 10)</p>		
<b>490-086</b>	260695	
<p><b>Governor Spring</b> Fits 100200 and 130200 Coil Length: 1/2" X 1-3/16" Overall (Sold in multiples of 10)</p>		
<b>490-102</b>	691798 261306	
<p><b>Governor Spring</b> Fits 190700, 191700 and 192700 Coil Length: 5/8" X 1-1/8" Overall (Sold in multiples of 10)</p>		
<b>490-185</b>	260029	
<p><b>Governor Spring</b> Fits 110700. Coil Length: 7/8" X 2-9/16" Overall (Sold in multiples of 10)</p>		
<b>490-250</b>	692207 260584	
<p><b>Governor Spring</b> Fits 280700 and 281700 Coil Length: 3/4" X 6-1/2" Overall (Sold in multiples of 10)</p>		

BRIGGS & STRATTON









BRIGGS & STRATTON










Part#	O.E.M	Application
<b>490-7733</b>	690480 260871	 (Sold in multiples of 10)
<b>Governor Spring</b> Fits 194700 - 194799 (8 Hp models) Coil Length: 1/2" X 1-5/32" Overall		
<b>490-7737</b>	262656	 (Sold in multiples of 10)
<b>Governor Spring</b> Fits 124700 - 124799 (5 Hp Quantum) Coil Length: 7/8" X 2-3/16" Overall		
<b>490-7738</b>	691833 262664	 (Sold in multiples of 10)
<b>Governor Spring</b> Fits 126700 - 126799 (5 Hp IC Quantum models). Coil Length: 3/4" X 2-3/16" Overall		
<b>490-7739</b>	691276 262678	 (Sold in multiples of 10)
<b>Governor Spring</b> Fits 99700 - 99799 (5 Hp Europa models) Coil Length: 3/4" X 2-3/16" Overall		
<b>490-7740</b>	262759 692211	 (Sold in multiples of 10)
<b>Governor Spring</b> Fits 96900 - 96999 (3.5 Hp Sprint & Classic). Coil Length: 1-3/16" X 2-29/32" Overall.		
<b>490-7735</b>	262572	 (Sold in multiples of 10)
<b>Governor Spring</b> Fits 104700 - 104799 (5 Hp Vanguard) Coil Length: 1/2" X 1-5/8" Overall		
<b>490-7741</b>	691278 262784	 (Sold in multiples of 10)
<b>Governor Spring</b> Fits 286700 - 286799 (12-1/2 Hp IC models) Coil Length: 1/2" X 1-1/8" Overall		
<b>490-7736</b>	691832 262505 262604	 (Sold in multiples of 10)
<b>Governor Spring</b> Fits 260700 - 260799 and 261700 - 261799 (14 Hp Vanguard) Coil Length: 11/16" X 1-7/8" Overall		
<b>490-7742</b>	805460	 (Sold in multiples of 10)
<b>Governor Spring</b> Fits 303700 - 303799 and 350700 - 350799 (16 Hp Vanguard & 18 Hp) Coil Length: 7/16" X 1-15/16" Overall		

Part#	O.E.M	Application
<b>490-180</b>	260025	 (Sold in multiples of 10)
<b>Governor Spring</b> Fits 6BH-S (on type #900060 & up) 6050060500, 80500 (with manual choke) Coil Length: 3/4" X 1-3/4" Overall		
<b>490-179</b>	260591	 (Sold in multiples of 10)
<b>Governor Spring</b> (3400 - 3600) Fits 60900 thru 60907 and 61900 thru 61907 Coil Length: 2-3/16" X 2-5/8" Overall		
<b>490-060</b>	691599 26925	 (Sold in multiples of 10)
<b>Governor Spring</b> Fits 6B, 8B, 8BH-A (w/carb #294348 only) 60300, 60700 (on type #907133) 80300 Coil Length: 3/4" X 2-3/8" Overall		
<b>490-173</b>	260599	 (Sold in multiples of 10)
<b>Governor Spring</b> (4000 - 4200 RPM) Fits 60500 and 80500, with choke-o-matic Coil Length: 7/8" X 1-9/16" Overall		
<b>490-175</b>	260596	 (Sold in multiples of 10)
<b>Governor Spring</b> (4000 - 4200 RPM) Fits 60900 and 80900 (with choke-o-matic) Coil Length: 13/16" X 1-1/4" Overall		
<b>490-177</b>	26763	 (Sold in multiples of 10)
<b>Governor Spring</b> Coil Length: 2-3/8" X 1-15/16" Overall		
<b>490-105</b>	261105	 (Sold in multiples of 10)
<b>Governor Spring</b> Fits 146000, 170000, 190000, 220000 & 251000. Coil Length: 2-1/4" X 2-3/4" Overall		
<b>490-800</b>	281024 691912	
<b>Governor Blade</b> For Briggs and Stratton. Fits Briggs 3.5 Hp engines. Found on models: 95902, 98902 and 10A902 etc.		
<b>525-188</b>	292681	
<b>Idle Screw</b> For 7 thru 18 Hp horizontal engines. Fits models 170400 thru 422700		


BRIGGS & STRATTON

BRIGGS & STRATTON

Part#	O.E.M	Application
<b>525-170</b>	299740	<p><b>Main Nozzle</b> Fits models 146700, 147700, 170700, 171700, 190000, 191000, 220000, 251700, 252700 &amp; 300420. Measures: 2.534" long - 4 holes</p>
		<p>Sample Picture</p> 
<b>525-253</b>	398039 395207	<p><b>Main Nozzle</b> Fits models 142300 thru 143457, 144200 thru 145254, 146400 thru 147700, 190400, 191400, 193401 thru 200466, 233401. For 8 Hp horizontal engines. Measures: 2-7/8" Long - 3 holes</p>
		<p>Sample Picture</p> 
<b>525-667</b>	691966 394730	<p><b>Main Nozzle</b> Fits models 220400, 252400, 301400 &amp; 302400. For 16 Hp cast-iron engines (new style) Measures: 2-3/4" Long - 3 holes</p>
		<p>Sample Picture</p>  <p>(While Quantities Last)</p>
<b>525-672</b>	390950	<p><b>Main Nozzle</b> For 16 Hp cast-iron engines (old style)</p>
		<p>Sample Picture</p>  <p>(While Quantities Last)</p>
<b>525-139</b>	93357 / 94913 94616 / 690953	<p><b>Carburetor Mounting Screw</b> Fits models 196400, 19E400 thru 19G400, 28A700 thru 28D700, 28M700, 176430 and 92232. Double slotted screw Size: 1/4"-20 THD X 3/4" Long</p>
		 <p>(Sold in multiples of 10)</p>
<b>525-048</b>	230005	<p><b>Needle Valve</b> For 2 Hp and 3 Hp horizontal engines. Fits models 60300, 60400, 60700, 80300, 81300, 81400 series.</p>
		
<b>525-055</b>	23433	<p><b>Needle Valve</b> For 2 and 3 Hp horizontal, 3.5 and 4 Hp vertical, 5 Hp horizontal &amp; vertical. Fits models: 60100, 60200, 60500, 60900, 80100, 80200, 80500, 80900, 82000, 92000, 94900, 100000, 110000 &amp; 130000 series</p>
		
<b>525-794</b>	230591 692134	<p><b>Needle Valve Seat</b> Fits 3 Hp horizontal, 80200 - 80299, 3-1/2 Hp vertical 92900 - 92900, 4 Hp horizontal 110200 - 110299 and 5 Hp horizontal 130200 - 130299.</p>
		

Part#	O.E.M	Application
<b>525-089</b>	391233 396795	<p><b>Needle and Seat Kit</b> Fits 7 thru 12 Hp vertical engines.</p>
		
<b>525-030</b>	299060	<p><b>Needle and Seat Kit</b> For 3 thru 5 Hp pulsa-jet models. Fits models 60200, 60900, 80000, 82000, 92000, 94900, 100000, 110000 and 130000.</p>
		
<b>525-022</b>	299059	<p><b>Needle and Seat Kit</b> For 2 and 3 Hp horizontal vacu-jet models. Fits 60100, 60500, 80100, 80500 and 80600 series.</p>
		
<b>520-098</b>	395508	<p><b>Needle and Seat Kit</b> For 3 and 4 Hp vertical engines. Fits models 62030, 93500, 94500, 95500, 113900, 114900, 130200, 130900 &amp; 131200.</p>
		
<b>120-206</b>	208958A 4128 / 4178 494408 / 694394	<p><b>Primer Bulb</b> Fits Quantum series 3-1/2, 3.75 and 4 Hp models. Includes: Retainer (without hole).</p>
		
<b>120-208</b>	208959A 496115 694395	<p><b>Primer Bulb</b> Fits Quantum series 5, 5-1/2 and 6 Hp models. Includes: Retainer (with hole)</p>
		
<b>525-054</b>	491006	<p><b>Throttle Shaft</b> For 8, 10, 11 and 12 Hp vertical engines.</p>
		
<b>525-451</b>	221747	<p><b>Welch Plug</b> Fits models 220400, 221400, 243400, 252400, 301430 &amp; 325430. Measures: 1-3/4" diameter</p>
		 <p>(Sold in multiples of 10)</p>
<b>525-675</b>	221997	<p><b>Welch Plug</b> Fits models 14600, 170000, 190000, 220000 and 251000. Measures: 1-1/2" diameter</p>
		 <p>(Sold in multiples of 10)</p>









HOMELITE

Part#	O.E.M	Application
<b>615-028</b>	UP-04802 UP-01201	
<p><b>Primer Bulb</b> Fits BP250, HB180, HBC18, 30 &amp; 32 blowers, GST18, GSTBC, ST145, 155, 175, 185, 275, 285, 485 and SX135 trimmers. Measures: 7/8" flange OD X 5/8" HT. (Fits our 615-514 Primer Assembly).</p>		









HONDA

<b>525-341</b>	16155-883-005 code# 0636282	
<p><b>Needle Valve</b> Fits models G10, G150, G200, G300, GV150 and GV200 series engines.</p>		
<b>525-342</b>	16011-ZEO-005 Code# 1441476	
<p><b>Needle and Spring</b> Fits models GX110, GX120, GX140 and GX160 series engines. Overall Length: 11/16" (Tip to tail)</p>		
<b>525-343</b>	16011-ZAO-931 Code# 2059236	
<p><b>Needle and Spring</b> Fits models GX240, GX270, GX340 and GX390 series engines. Overall Length: 13/16" (Tip to tail)</p>		
<b>486-233</b>	16211-ZE1-000	
<p><b>Carburetor Insulator</b> For Honda GX140 and GX160 series engines. Size: 3-5/8" L X 2-5/8" W X 1/4" Thick approximately</p>		
<b>486-234</b>	16211-ZE2-000	
<p><b>Carburetor Insulator</b> For Honda GX240 and GX270 series engines. Size: 2-7/8" L X 2-3/4" W X 1/4" Thick approximately.</p>		
<b>486-236</b>	16211-ZE2-W00	
<p><b>Carburetor Insulator</b> For Honda GX340 and GX390 series engines. Size: 2-7/8" L X 2-3/4" W X 19/32" Thick approximately.</p>		
<b>525-476</b>	16013-ZA0-931 Code# 2059244	
<p><b>Carburetor Float</b> Fits models GX240, GX270, GX340 and GX390 series engines; also fits liquid cooled 13 Hp.</p>		

HONDA continued

Part#	O.E.M	Application
<b>525-474</b>	16013-ZE0-005 16013-ZE0-065	
<p><b>Carburetor Float</b> Fits models GX110, GX120, GX140, GX160 and G110 &amp; G120 series engines</p>		
<b>485-216</b>	16010-ZE1-812 <b>NEW</b>	
<p><b>Carburetor Bowl Gasket</b> For GX110, GX120, GX140, GX160, GX200 and GXV120, GXV140, GXV160. (Use with our 525-995 carburetor bowl assembly).</p>		
<b>485-215</b>	16010-ZE2-812 <b>NEW</b>	
<p><b>Carburetor Bowl Gasket</b> For GX240, GX270, GX340, GX390, GXV270, GXV340 and GXV390. (Use with our 525-996 carburetor bowl assembly).</p>		
<b>525-994</b>	16015-ZE0-811	
<p><b>Carburetor Float Bowl</b> Fits models G100 and G200 series engines. Measures: 1.678" OD X 1.275" HT Includes: O-ring and Nut</p>		
<b>525-998</b>	Honda	
<p><b>Bowl Nut and Bowl Gasket</b> For our 525-994. Fits models G100 &amp; G200 series engines.</p>		
<b>525-995</b>	16015-ZE0-831 16015-ZE1-811 code# 2455608	
<p><b>Carburetor Float Bowl</b> Fits models GX110, GX120, GX140, GX160 &amp; GX200 series engines. Measures: 1.830" OD X 1.380" HT Includes: O-ring and Nut</p>		
<b>525-999</b>	Honda	
<p><b>Bowl Nut and Bowl Gasket</b> For our 525-995. Fits models GX110, GX120, GX140, GX160 and GX200 series engines.</p>		
<b>525-996</b>	16015-ZE8-005 16015-ZE2-005 code# 2157493 code# 2089993	
<p><b>Carburetor Float Bowl</b> Fits models GX240, GX270, GX340, GX390 &amp; GVX270 &amp; GVX340 series engines. Measures: 2-3/16" OD X 1-3/8" HT. Includes: O-ring and Nut</p>		

## HONDA continued

Part#	O.E.M	Application
<b>525-993</b>	16015-892-505	
<b>Carburetor Float Bowl &amp; Gasket</b> Fits models: GCV135 thru 160 series engines. Measures: 2" OD X 1-5/16" HT		
<b>285-856</b>	16562-ZE1-020	
<b>Throttle Return Spring</b> Fits models GX110, GX120, GX140 and GX160 series engines.		
<b>285-850</b>	16562-ZM0-000	
<b>Throttle Return Spring</b> Fits models GVX135 and GVX160 series engines.		
<b>285-859</b>	16562-ZE2-000	
<b>Throttle Return Spring</b> Fits models GX240, GX270, GX340 and GX390 series engines.		
<b>525-363</b>	16610-ZE1-000	
<b>Choke Lever</b> Fits models GX110, GX120, GX140, GX160 and GX240, GX270, GX340 and GX390 series engines.		
<b>490-10857</b>	16561-ZE1-810	
<b>Governor Spring</b> Fits models GX110, GX120, GX140 and GX160 series engines.		
<b>490-11838</b>	16561-ZM0-000	
<b>Governor Spring</b> For Honda. Fits models: GCV135 / 160.		
<b>490-11839</b>	16561-ZE3-000 16561-ZE3-710	
<b>Governor Spring</b> Fits models: GX240, GX270, GX340 and GX390.		


## KOHLER continued

Part#	O.E.M	Application
<b>525-237</b>	25 757 09 25 757 09S	
<b>Carburetor Float</b> Fits Kohler models: M10 thru M20; MV18 and MV20. (Nylon float). Replaces Walbro# 75-566 / 75-566-1. Measures: 3/4" ID X 1-3/4" OD X 3/4" HT.		
<b>614-404</b>	12 757 02 12 757 02S	
<b>Carburetor Float</b> For Briggs & Stratton and Lawn Boy engines with Walbro carburetors. Fits Walbro carburetor models LMJ, LMK & LMR series carburetors. Measures: 1-17/32" OD X 21/32" ID X 21/32" HT		
<b>525-485</b>	25 757 01 200443 231555	
<b>Float Valve Kit</b> Fits models K91 thru K341.		
<b>525-600</b>	25 104 01 25 104 01S	
<b>Carburetor Bowl</b> Fits Walbro carburetors. Size: 3/8" ID (Hole) X 2-5/8" OD X 1-1/4" HT		
<b>525-209</b>	B&S# 221995	
<b>Carburetor Float Bowl</b> Fits on many Kohler carburetors, for example Walbro carbs found on K341 series engines. Measures: 2.321" OD X 1.280" HT, Hole: 3/8" ID		
<b>485-892</b>	25-041-04 25-041-04S	
<b>Bowl Gasket</b> Fits Walbro made carburetors found on Gravely and many others. Replaces Walbro# 92-301 and Gravely# 044058. Measures: 2-7/16" diameter. On all K & M series Kohler engines w/Walbro carburetors.		






## KOHLER

<b>525-239</b>	25 757 03 / S 200408	
<b>Carburetor Float</b> Fits models: K161, K181, K241, K341 and KT twin series. For 7 and 8 Hp engines. Fits all brass float carburetors. Measures: 1" ID X 1-15/16" OD X 19/32" HT.		


## LAWN BOY

<b>525-303</b>	396521 678882 681741 929697 Toro# 92-9697	
<b>Float Valve</b> Fits models D-600 and F series engines with Lawn Boy manufactured carburetors.		

LAWN BOY continued

Part#	O.E.M	Application
<b>525-305</b>	678736	 <b>Needle and Seat</b> For old style Lawn Boy engines. (While Quantities Last)
<b>527-879</b>	683779 Walbro# 102-3004	 <b>Idle Valve Assembly</b> Found on Lawn Boys equipped with Walbro carburetors. (While Quantities Last)
<b>120-204</b>	607310	 <b>Primer Bulb</b> Used on 1974 and newer models, mounted on engine shroud. (Sold in multiples of 5)
<b>120-440</b>	66-7460 Toro# 66-7460	 <b>Primer Bulb</b> Fits Silver series models with Walbro carburetors. Found on both Lawn Boy & Toro models.
<b>486-076</b>	602850	 <b>Carburetor Bowl Gasket</b> Fit C, D-600 & F series carburetors manufactured by Lawn Boy. (Plastic type) (Sold in multiples of 10)







ONAN

<b>525-079</b>	142-0553 0142-0553	 <b>Float Valve Kit</b> Fits models B43 and B48.
----------------	-----------------------	---

STIHL


<b>606-414</b>	1119-141-2200	 <b>Intake Manifold - Rubber</b> Fit Stihl 038 series chain saw.
<b>606-412</b>	1125-141-2200	 <b>Intake Manifold - Rubber.</b> Fits Stihl chain saw models: 034, 036 and MS360

STIHL continued

Part#	O.E.M	Application
<b>606-418</b>	1122-141-2201	 <b>Intake Manifold - Rubber.</b> Fit Stihl chain saw models: 066 and MS660.
<b>606-776</b>	9771-021-2580	 <b>Clamping Collar</b> For our 606-414 elbow. Fit chain saw model: 038 series.
<b>615-511</b> <b>NEW</b>	0000-350-6202	 <b>Primer Bulb Assembly.</b> MOUNTING HOLE: .758". Found on Stihl concrete / cut off saw models: TS700 and TS800. Fits Stihl Blower models: BR500, BR550 and BR600 plus many other makes / models. (Uses our 615-028 replacement primer bulb). Note: This primer assembly has a coil spring inside the primer bulb. (NOTE: To fit smaller mounting hole see our 615-514 primer).
<b>615-514</b> <b>NEW</b>	0000-350-6202 1130-350-6200	 <b>Primer Bulb Assembly</b> MOUNTING HOLE: .576". Found on Stihl concrete / cut off saw models: TS400 and TS800. Fits Stihl Blower model: BR500 plus many other makes / models. (Uses our 615-028 replacement primer bulb). Note: This primer assembly has a coil spring inside the primer bulb. (NOTE: To fit larger mounting hole see our 615-511 primer).
<b>623-143</b> <b>NEW</b>	4114-149-1205	 <b>Carburetors mount gasket.</b> Used on many Walbro and Zama carburetors. Found on many Stihl models.
<b>606-775</b>	1118-182-0900	 <b>Control Shaft</b> Fit Stihl 028 series chain saws.








FOR MORE STIHL PARTS SEE OUR SECTIONS 16 & 50

TECUMSEH




<b>525-591</b>	631700	 <b>Carburetor Bowl</b> For float style carburetors without bowl drain. (aluminum material) Size: 13/32" ID X 2.193" OD X 1.155" HT
----------------	--------	---











## TECUMSEH continued

Part#	O.E.M	Application
<b>525-526</b>	631867	
<b>Carburetor Bowl</b> For float style carburetors without bowl drain. (aluminum material) <b>For use with our 525-240 float</b> Size: 11/32" ID X 2.193" OD X 1.155" HT		
<b>525-220</b>	27136A Walbro# 154-503	
<b>Bowl Drain Assembly</b> Fits on Tecumseh carburetor bowls.		
<b>525-240</b>	632019 John Deere# AM30958	
<b>Carburetor Float</b> Fits most float carburetors. Use with our 525-526 and 525-591 carburetor bowls and our 525-220 bowl drain assembly. Size: 1-3/4" OD X 1" ID X 7/16" HT		
<b>525-242</b>	Aftermarket carburetors only	
<b>Carburetor Float for OREGON brand carburetor only.</b> Found in Banta Saw carburetor#'s 619-640 (50-640), 619-643 (50-643), 619-644 (50-644), 619-646 (50-646), 619-647 (50-647), 619-648 (50-648), 619-650 (50-650), 619-651 (50-651), 619-653 (50-653), 619-655 (50-655), 619-656 (50-656).		
<b>525-243</b>	Aftermarket carburetors only	
<b>Carburetor Float for OREGON brand carburetor only.</b> Found in Banta Saw carburetor#'s 619-641 (50-641), 619-649 (50-649), 619-652 (50-652) and 619-654 (50-654).		
<b>614-404</b>	632802 632816	
<b>Carburetor Float</b> For Tecumseh engines with Walbro carburetors. Fits Walbro carburetor models LMJ, LMK & LMR series carburetors. Measures: 1-17/32" OD X 21/32" ID X 21/32" HT		
<b>485-888</b>	30356	
<b>Bowl Gasket</b> Fits Walbro & Carter made carburetors (small bowl). Measures: 1-15/16" diameter (Sold in multiples of 10)		
<b>485-862</b>	631028	
<b>Bowl Gasket</b> Fits Tecumseh float bowls 631700 (Banta# 525-591) and 631867 (Banta# 525-526). Measures: 2-1/16" diameter (Sold in multiples of 10)		









## TECUMSEH continued

Part#	O.E.M	Application
<b>485-870</b>	27109 Gravely# 10925 Kohler# 200375	
<b>Bowl Gasket</b> Fits Carter and Walbro large bowl carburetors. Measures: 2-3/8" diameter (Sold in multiples of 10)		
<b>525-007</b>	730638	
<b>Float Bowl Assembly Repair Kit for Tecumseh carburetors.</b> Fits Tecumseh carburetors 640065, 640065A and 640176 used on OHV110, OHV115, OHV120, OHV130 and OHV135.		
<b>525-008</b>	730639	
<b>Float Bowl Assembly Repair Kit for Tecumseh carburetors</b> Fits Tecumseh carburetors 632786A, 640034, 640034A, 640072, 640072A, 640159 used on OHV135, OHV14, OHV140, OHV145, OHV15, OHV150, OHV155, OHV16, OHV160, OHV165, OHV17, OHV170 & OHV175.		
<b>525-010</b>	730235B	
<b>Float Bowl Assembly Repair Kit for Tecumseh carburetors.</b> Fits Tecumseh carburetors 632671, 632671A and 632671C used on VLV126, VLV40, VLV50, VLV60, VLV65, VLV66, VLX50 and VLX55 (NON-EPA).		
<b>525-011</b>	730637A	
<b>Float Bowl Assembly Repair Kit for Tecumseh carburetors.</b> Fits Tecumseh carburetors 640020, 640020A, 640020B, 640158 and 640158A used on VLV126, VLV50, VLV55, VLV60, VLV65 and VLV66.		
<b>490-201</b>	31386	
<b>Governor Spring</b> Fits models LAV25, LAV30, LAV35, LAV40 and LAV50. (Sold in multiples of 10)		







TECUMSEH continued

Part#	O.E.M	Application
<b>490-219</b>	31361	 (Sold in multiples of 10)
<b>Governor Spring</b> Fits models LAV25, 30, 35, 40 and 50, ECV100, 105, 110, 120, TVS100, 105, TVXL105, V40, 50, 60, 70, 80, VH40, 50, 60, 70 and 80.		
<b>525-516</b>	631937A	
<b>Bowl Nut</b> Fits small hole bowls (brass material). Carburetor models: 631936, 631939, 632046, 632051, 632052, 632086, 632087, 632088, 632162, 632050A, 632388, 632389 and 632532. Size: 3/8"-24 THD - 1/2" hex X 11/16" HT		
<b>525-517</b>	631935A	
<b>Bowl Nut</b> Carburetor models: 632052, 632086, 632087, 632088, 632162, 632050A, 632388, 632389 & 632532. (brass material) Size: 3/8"-24 THD - 1/2" hex X 13/16" HT		
<b>530-204</b>	630978 John Deere# AM32930	
<b>Diaphragm Kit</b> Fits models LAV, V, VH, H22 thru H35, HS40, 638, 650 and 670.		
<b>525-402</b>	29156 Clinton# 293-30-5 Walbro# 200-547 Walbro# 200-506	
<b>Float Valve Kit Fits</b> Fits carburetor models: LMB-115-1, 116-1, 117-1, 121-1, 125-1 thru 130-1, 132-1, 136-1 thru 140-1, 142-1, 148-1, 150-1, 151-1, 155-1, 155-1, 165-1, 168-1, 195-1, 209-1, 210-1, 212-1, 213-1, 216-1, 217-1, 219-1.		
<b>525-214</b>	632709	
<b>Inlet Needle &amp; Seat</b> Found on Tecumseh models: OH318, OHM, OHV, OV, TVT, VLV and VTX. Vector & Series VII carbs. Replaces#s 632551 & 632637		
<b>525-213</b>	631021B	
<b>Needle &amp; Seat Kit</b> Fits Tecumseh carburetor. (Same as our 525-212 but includes float bowl gasket & washer)		
<b>525-212</b>	631021 631021A	
<b>Float Valve</b> Fits models LAV, V, VH, VM, TNT, TVS, H22 thru H80, HH40 thru HH70, HM80 thru HM100, HS, 638, 650 & 670. (Float type carburetors)		



TECUMSEH continued

Part#	O.E.M	Application
<b>525-337</b>	31839	
<b>Adjustment Screw Assembly</b> Fits models CA-C630958B thru CA-632759.		
<b>527-317</b>	631583	
<b>Adjustment Screw Assembly</b> Fits models CA-63128 thru CA-632710.		
<b>525-345</b>	631026	
<b>Adjustment Screw Assembly</b> Fits models OVRM60, CA-630987A thru CA-632713A		
<b>527-739</b>	631781	
<b>Adjustment Screw Assembly</b> Fits models H80, HM70, HM80, CA-631678B thru CA-631958.		
<b>525-204</b>	630932A	
<b>Needle Valve Assembly</b> Fits models LAV, V, VH, H22 thru H35, HS40, 638, 650 and 670. For diaphragm type carburetors.		
<b>525-044</b>	Aftermarket carburetors only	
<b>Needle Valve for OREGON carburetor only</b> Found in Banta Saw carburetor#'s 619-640 (50-640), 619-643 (50-643), 619-644 (50-644), 619-646 (50-646), 619-647 (50-647), 619-648 (50-648), 619-650 (50-650), 619-651 (50-651), 619-653 (50-653), 619-655 (50-655) and 619-656 (50-656).		
<b>525-045</b>	Aftermarket carburetors only	
<b>Needle Valve for OREGON carburetor only.</b> Found in Banta Saw carburetor#'s 619-641 (50-641), 619-649 (50-649), 619-652 (50-652) and 619-654 (50-654).		
<b>525-558</b>	27106 631024 Lawn Boy# 300096 Lawn Boy# 92-6389	 (Sold in multiples of 10)
<b>Carburetor Float Pin</b> Fits models CA-630883 thru CA-632329A carburetors. Measures: 3/32" OD X 15/16" Long		
<b>525-386</b>	27112 Walbro# 102-14	 (While Quantities Last)
<b>Idle Screw</b>		











## TECUMSEH continued

Part#	O.E.M	Application
<b>120-210</b>	632047 632047A	
<b>Primer Bulb</b>		Fits models LAV, V, VH, H22 thru H35, HS40, 638, 650 and 670, also TNT100, TNT120, ECV100, ECV105, ECV110, ECV120; CA-631849A thru CA-632795 carburetors; TEC-632804, TEC-640173 & TEC-640196
<b>120-289</b>	0036045A 36045 36045A	
<b>Primer Bulb</b>		Fits Vector carburetor models: VLV-50, VLV-60, VLV-65, VLV-66, VLV-126 and TVS90. Includes lock washer.
<b>120-807</b>	632694A	
<b>Primer Bulb</b>		For VLV and ELV engines. <b>(with vented hole)</b> Fits carburetor models 632646, 632669, 632670, 632681 and 632756.
<b>120-290</b>	23120003 / 321802A 32184 / 570442A 570629A / 570629B	
<b>Primer Bulb Assembly</b>		Found on many snowblower applications. (Non Original Tecumseh Part).
<b>615-690</b>	630746	
<b>Welch Plug</b>		Fits WA & WT series carburetors. Measures: 5/16" diameter (Priced Individually)
<b>615-674</b>	630748	
<b>Welch Plug</b>		Fits WA & WT series carburetors. Measures: 7/16" diameter (Priced Individually)
<b>615-772</b>	631027 Walbro# 88-97	
<b>Welch Plug</b>		Fits WA & WT series carburetors. Measures: 9/16" diameter (Priced Individually)







## TILLOTSON

<b>615-732</b>	363-501	
<b>Check Valve</b>		Fits HL series carburetors. <b>(Original Tillotson)</b> (While Quantities Last)
<b>615-229</b>	34-210 34-219	
<b>Inlet Needle 3/8" Long</b>		Fits HK series carburetors, also replaces Walbro# 82-82 inlet needle (Sold in multiples of 5)




## TILLOTSON continued

Part#	O.E.M	Application
<b>615-211</b>	34-216 34-188	
<b>Inlet Needle 5/8" Long</b>		Fits HS series carburetors, also replaces Walbro# 82-75 inlet needle (Sold in multiples of 5)
<b>615-508</b>	155A23	
<b>Fuel Inlet Lever</b>		Fits HD and HL series carburetors - non fork lever design and also some HD series carbs <b>(Original Tillotson)</b> (Sold in multiples of 10)
<b>615-500</b>	155A53	
<b>Fuel Inlet Lever</b>		Fits HK series carburetors - fork lever design. <b>(Original Tillotson)</b> (Sold in multiples of 10)
<b>615-516</b>	155A27	
<b>Fuel Inlet Lever</b>		Fits HD and HL series carburetors with fork lever design. <b>(Original Tillotson)</b> (Sold in multiples of 10)
<b>615-518</b>	155A29	
<b>Fuel Inlet Lever</b>		Fits HU series carburetors, also found on Walbro: WA, WT, WY & WZ model carburetors. <b>(Original Tillotson)</b> (Sold in multiples of 10)
<b>615-526</b>	155A26	
<b>Fuel Inlet Lever</b>		Fits HS series carburetors. <b>(Original Tillotson)</b> (Sold in multiples of 10)
<b>615-203</b>	233-652	
<b>Needle and Seat Assembly</b>		Fits HL series carbs. Use with our 615-508 lever (non fork type) <b>(Original Tillotson)</b>
<b>615-205</b>	233-664-P	
<b>Needle and Seat Assembly</b>		Fits HL series carbs. Use with our 615-516 lever (fork type) <b>(Original Tillotson)</b>
<b>615-609</b>	95-197	
<b>Screen</b>		Fuel Screen fit HK series carburetors. Size: 1/4" X 3/8" oblong (Priced Individually)
<b>615-617</b>	95-177	
<b>Screen</b>		Fuel Screen fit HS and HU series carburetors. Size: 1/4" diameter (Priced Individually)









TILLOTSON continued

Part#	O.E.M	Application
<b>615-700</b> <b>Welch Plugs</b> Fits HL series carburetors. Replaces Tillotson# 179-55. Size: 3/8" diameter.	179-55	 (Priced Individually)
<b>615-708</b> <b>Welch Plugs</b> Fits HU series carburetors. Replaces Tillotson# 179-62. Size: 9/32" diameter	179-62	 (Priced Individually)
<b>615-716</b> <b>Welch Plugs</b> Fits HS series carburetors. (Large). Replaces Tillotson# 179-59 Size: 11/32" diameter	179-59	 (Priced Individually)
<b>615-724</b> <b>Welch Plugs</b> Fits HS series carburetors. (Small) Replaces Tillotson# 179-60. Size: 7/32" diameter	179-60	 (Priced Individually)
<b>623-587</b> <b>NEW</b> <b>Carburetors mount gasket</b> For Tillotson "HL" series carburetors.	16B-216	
<b>623-583</b> <b>NEW</b> <b>Carburetors mount gasket</b> For Tillotson "HT" series carburetors.		








WALBRO

<b>615-229</b> <b>Inlet Needle</b> Fits WA & WT series carburetors. Also replaces Tillotson# 34-210 & 34-219	82-82	 (Sold in multiples of 5)
<b>615-211</b> <b>Inlet Needle</b> Fits WA and WT series carburetors. Also replaces Tillotson# 34-216 & 34-188	82-26 82-75	 (Sold in multiples of 5)
<b>525-402</b> <b>Float Valve Kit</b> Fits carburetor models: LMB-115-1, 116-1, 117-1, 121-1, 125-1 thru 130-1, 132-1, 136-1 thru 140-1, 142-1, 148-1, 150-1, 151-1, 155-1, 155-1, 165-1, 168-1, 195-1, 209-1, 210-1, 212-1, 213-1, 216-1, 217-1, 219-1.	200503 200506 200547 Clinton# 293-30-5 Tecumseh# 29156	









WALBRO continued

Part#	O.E.M	Application
<b>614-404</b> <b>Carburetor Float</b> Fits LMJ, LMK and LMR series carburetors. Fits B&S & Lawn Boy engines with Walbro carburetors. Size: 21/32" ID X 1-17/32" OD X 21/32" H (Made of nylon).	75-570 B&S# 398187	
<b>615-518</b> <b>Fuel Inlet Lever</b> Fits HU series carburetors, also found on Walbro: WA, WT, WY & WZ model carburetors. (Original Tillotson).	166-48	 (Sold in multiples of 10)
<b>615-526</b> <b>Fuel Inlet Lever</b> Fits WB and WS model carburetors. (also replaces Tillotson# 155A26)	166-55	 (Sold in multiples of 10)
<b>525-840</b> <b>Needle &amp; Seat</b> For Max and Quantum engines using Walbro LMS1, 3 and 10 series carburetors. Fits models 83400, 90700, 91700, 99700, 100700, 110700, 111700, 114700 and 121700 thru 126800.	84-213 B&S# 398188	
<b>485-888</b> <b>Carburetor Bowl Gasket</b> Fits Walbro small bowl carbs. Measures: 1-15/16" diameter.	92-56	 (Sold in multiples of 10)
<b>485-870</b> <b>Carburetor Bowl Gasket</b> Fits Walbro large bowl carbs. Measures: 2-3/8" diameter.	92-16	 (Sold in multiples of 10)
<b>614-520</b> <b>NEW</b> <b>Check Valve</b> For Walbro carburetors. Fits most WT, WY, WYA, WYB, WYJ, WYK & WYL series Walbro carburetors that use primer bulbs. Also found on WA-167, WA-179, WA-192, WA-193, WA-213, WA-223 and WA-224 series carburetors. Replaces Walbro#'s 176-64-1, 176-64 and old Walbro# 176-75.	Walbro# 17664 Walbro# 176641 Walbro# 17675 Echo# 12317135630 Shindaiwa# 2003681370 Stihl# 41331215000 Stihl# 42661215200	 (Priced and sold individually)
<b>615-027</b> <b>Primer Bulb</b> Fits HDA and WYK series carburetors. Measures: 15/16" flange OD X 11/16" HT	188-13	

WALBRO continued











Part#	O.E.M	Application
<b>615-025</b>	188-16 188-161 Poulan# 530-035497	
<p><b>Primer Bulb</b> Fits WA and WT series carburetors. Walbro models: WA-224-1, 226-1, 228-1, 229-1, 230-1, 232-1 and WT-501-1, 519-1, 557-1, 558-1, 586-1, 587-1, 592-1, 606-1, 626-1, 630-1, 631-1, 632-1 and 638-1. Measures: 13/16" flange OD X 3/4" HT <b>(Red colour)</b></p>		
<b>615-023</b>	188-14	
<p><b>Primer Bulb</b> Fits WT series carburetors. Found on Echo models: PB2400, SRM3100, SRM3400 and SRM3800. Walbro models: WT-137-1, 193-1, 212-1, 251-1, 274-1, 297-1, 305-1, 308-1, 314-1, 333-1, 344-1, 365-1, 415-1, 417-1, 424-1 and WT-462-1. Measures: 3/4" flange OD X 11/16" HT</p>		
<b>615-020</b>	188-12 188-121	
<p><b>Primer Bulb</b> Fits WA, WT, WY, WYJ, WYK and WZ series carburetors. Measures: 3/4" flange OD X 5/8" HT</p>		
<b>615-024</b>	188-15 188-151 Poulan# 530-035496	
<p><b>Primer Bulb</b> Fits WA and WT series carburetors. Found on Poulan models equipped with Walbro carburetor models: WA-225-1 and WT-379. Measures: 3/4" flange OD X 9/16" HT <b>(Red colour)</b></p>		
<b>615-026</b>	188-11	
<p><b>Primer Bulb</b> Fits WZ series carburetors. Measures: 3/4" flange OD X 1/2" HT</p>		
<b>615-514</b> <b>NEW</b>	Stihl# 0000-350-6202 Stihl# 1130-350-6200	
<p><b>Primer Bulb Assembly</b> <b>MOUNTING HOLE: .576"</b>. Found on Stihl concrete / cut off saw models: TS400 and TS800. Fits Stihl Blower model: BR500 plus many other makes / models. (Uses our 615-028 replacement primer bulb). Note: This primer assembly has a coil spring inside the primer bulb. (NOTE: To fit larger mounting hole see our 615-511 primer).</p>		
<b>615-511</b> <b>NEW</b>	Stihl# 0000-350-6202	
<p><b>Primer Bulb Assembly.</b> <b>MOUNTING HOLE: .758"</b>. Found on Stihl concrete / cut off saw models: TS700 and TS800. Fits Stihl Blower models: BR500, BR550 and BR600 plus many other makes / models. (Uses our 615-028 replacement primer bulb). Note: This primer assembly has a coil spring inside the primer bulb. (NOTE: To fit smaller mounting hole see our 615-514 primer).</p>		










WALBRO continued

Part#	O.E.M	Application
<b>615-512</b>	188-512	
<p><b>Primer Bulb Assembly</b> Fits WT23A, WYJ33, WYJ34, WYJ45 &amp; WYJ86 Walbro carburetors. Found on Ryobi and many other trimmer makes. <b>MOUNTING HOLE: .595"</b> (Uses our 615-020 primer bulb).</p>		
<b>615-513</b>	188-513 188-513-1	
<p><b>Primer Bulb Assembly</b> Fits WT-119C and WT265 Walbro carburetors. Found on many Poulan / Weedeater trimmer applications as well as many others. Poulan models: 222, 262, BH2160, BH2660, PP220LE, Titanium 2550T, 255 FLW, SM4018, 2050, 2055, 2150, 2175, 2250, 2375, 2450, 2550, PP220 and PP260. Mounting plate measures: 1-5/16" L X 13/16" W, Two mounting holes on 28mm centers. (2) line primer with the same sized lines.</p>		
<b>614-506</b>	188-506	
<p><b>Primer Bulb Assembly</b> Fits WA-135, WA-148A, WA-150, WA-154, WA-161 &amp; WA-162 model carburetors.</p>		
<b>614-508</b>	188-508	
<p><b>Primer Bulb Assembly</b> Fits HDA-97 model carburetor.</p>		
<b>614-509</b>	188-509	
<p><b>Primer Bulb Assembly</b> Fits HDA-51, WA-180, WA-181, WA184, WA-185, WA-187, WA-194, WT-139, WT-145, WT-184, WT-243 &amp; WT-50 model carburetor.</p>		
<b>614-511</b>	188-511	
<p><b>Primer Bulb Assembly</b> Fits WA-140 model carburetor. External mount.</p>		
<b>614-069</b>	140-69 140-36 140-37	
<p><b>Screens</b> Check Valve Screens. Fits WA &amp; WT series carburetors. Size: 3/16" diameter (Priced Individually)</p>		
<b>614-070</b>	140-70 140-33	
<p><b>Screen</b> Fuel Inlet Screen Fits WA and WT series carburetors. Size: 11/32" diameter (Priced Individually)</p>		

WALBRO continued

ZAMA

Part#	O.E.M	Application
<b>615-748</b>	88-115	 (Priced Individually)
<b>Welch Plugs</b> Size: 3/16" diameter		
<b>615-756</b>	88-136 88-110	 (Priced Individually)
<b>Welch Plugs</b> Fits WA & WT series carburetors. Size: 1/4" diameter		
<b>615-690</b>	88-171 88-28 (old) 88-54 (old)	 (Priced Individually)
<b>Welch Plugs</b> Fits WA and WT series carburetors. Size: 5/16" diameter		
<b>615-764</b>	88-180 88-23 (old)	 (Priced Individually)
<b>Welch Plugs</b> Size: 3/8" diameter		
<b>615-674</b>	88-175 88-55 (old)	 (Priced Individually)
<b>Welch Plugs</b> Size: 7/16" diameter		
<b>615-666</b>	88-56	 (Priced Individually)
<b>Welch Plugs</b> Found in MDC series carburetors. Size: 1/2" diameter		
<b>615-772</b>	88-97	 (Priced Individually)
<b>Welch Plugs</b> Size: 9/16" diameter		
<b>623-580</b> <b>NEW</b>		
<b>Carburetor Mount Gasket</b> For Walbro SDC, WS, WJ and Zama C2 series carburetors.		
<b>623-581</b> <b>NEW</b>	16-110-8	
<b>Carburetor Intake Gasket</b> Gasket Rubber Ring / Seal. Fits Walbro "WZ" carburetors. (Replaces Walbro# 16-110-8).		
<b>623-582</b> <b>NEW</b>	16-101-8	
<b>Carburetor Intake Gasket</b> Gasket Rubber Ring / Seal. Fits Walbro "WZ" carburetors. (Replaces Walbro# 16-101-8).		

Part#	O.E.M	Application
<b>615-229</b>	0018004	 (Sold in multiples of 5)
<b>Inlet Needle</b> Found in some Zama carburetors. Measures: 3/8" long		
<b>615-211</b>	0018002	 (Sold in multiples of 5)
<b>Inlet Needle</b> Found in some Zama carburetors. Measures: 5/8" long		
<b>615-028</b>	0057003 0057004	
<b>Primer Bulb</b> Found on Zama C1Q / M series and some C1U series carburetors. Measures: 7/8" flange OD X 5/8" HT		
<b>615-617</b>	0004001	 (Priced Individually)
<b>Screen</b> Fuel inlet screen. replaces Zama# 0004001 Size: 1/4" diameter.		
<b>615-708</b>	0005001	 (Priced Individually)
<b>Welch Plugs</b> Fits C1, C1S, C1U, C1M & C2 series carburetors. Size: 9/32" diameter.		
<b>615-764</b>	0005002	 (Priced Individually)
<b>Welch Plugs</b> Fits C2, C2S, C3 & M1 series carburetors. Size: 3/8" diameter.		
<b>623-576</b>	Mount Gasket	 (Sold in multiples of 10)
<b>Intake Mount Gasket</b> Universal type - Fits Zama, Tillotson and Walbro carburetors.		
<b>615-704</b>	0005004	 (Priced Individually)
<b>Welch Plug</b> For Zama Carburetors. Replaces Zama# 0005004. Oblong - Long version.		
<b>615-706</b>	0005016	 (Priced Individually)
<b>Welch Plug</b> For Zama Carburetors. Replaces Zama# 0005016. Oblong - Short version.		
NOTE: For Chainsaw & Snowblower Parts see our "Fall / Winter" catalogue sections "14", "16" and "40"		