


TRIMMER LINE - Clam Shell


Commercial Grade Trimmer Line



Part#	Size	Length in feet	Length in meters
380-2043	.065	50 ft	15.24
380-2123	.080	50 ft	15.24
380-2203	.095	40 ft	12.19
380-2383	.105	30 ft	9.14

TRIMMER LINE - 1 LB DONUT DISPENSER


Commercial Grade Trimmer Line



Part#	Size	Length in feet	Length in meters
380-303	.065	611 ft	182.9
380-311	.080	416 ft	121.9
380-329	.095	289 ft	85.3
380-345	.105	230 ft	70.1
380-337	.130	153 ft	45.7
380-353	.155	105 ft	27.3

TRIMMER LINE - 3 LB SPOOLS

Commercial Grade Trimmer Line




Note: Trimmer line may vary in colour

Part#	Size	Length in feet	Length in meters
380-410	.080	1248 ft	365.8
380-428	.095	867 ft	256
380-436	.105	690 ft	210.3
380-444	.130	459 ft	137.2
380-448	.155	315 ft	91.4
380-450	.170	269 ft	85.3

Note: Dual polymer line. Outer layer prevents welding. High strength inner core resists breaking, re-inforced with Aramid fibers.

TRIMMER LINE - 5 LB SPOOLS



Commercial Grade Trimmer Line






Note: Trimmer line may vary in colour


Part#	Size	Length in feet	Length in meters
380-451	.080	2080 ft	609.6
380-469	.095	1445 ft	426.7
380-477	.105	1150 ft	350.5
380-485	.130	765 ft	288.6

UNIVERSAL TRIMMER PARTS continues on next page. Following the Universal Trimmer Parts section is our "NEW" "TRIMMER PARTS - O.E.M." section- done in alphabetical order.

GRASS / BRUSHCUTTER BLADE - Nylon and Rubber

Part#	Diameter	Centre Hole ID	Teeth Thick	Usage
390-013	9" (225 mm)	1" (25.4 mm)	3	Grass
Three blade nylon cutter for weed Trimmers, made of long lasting, high strength nylon.				
390-021	9" (225 mm)	1" (25.4 mm)	4	Grass
390-022	10" (255 mm)	1" (25.4 mm)	4	Grass
Four blade nylon cutter for weed Trimmers, made of long lasting, high strength nylon.				
390-019	9" (225 mm)	1" (25.4 mm)	8	Grass
Eight blade rubber cutter for weed Trimmers. Used on Stihl and many other trimmer makes. Reinforced steel center plate molded into blade for more secure mounting.				
390-070	Blade Reducer - For nylon brush blades. To reduce nylon brushcutter blade centres from 1" (25.4mm) ID to 3/8", 1/2", 5/8" or 20 mm ID.			

(While Quantities Last)
(Priced and sold in set of 4 pieces)

BRUSHCUTTER BLADES

BRUSHCUTTER BLADES



Part#	Diameter	Centre Hole ID	Teeth	Thick	Usage
-------	----------	----------------	-------	-------	-------

720-901	10" (255 mm)	25.4 mm/ 20 mm <small>(1.00" to .750")</small>	3	2.25 mm	Grass
----------------	-----------------	--	---	---------	-------

Note: Includes 20mm metal reducer bushing for easy mounting on .750" arbors.

720-902	12" (300 mm)	25.4 mm/ 20 mm <small>(1.00" to .750")</small>	3	2.25 mm	Grass
----------------	-----------------	--	---	---------	-------

Note: Includes 20mm metal reducer bushing for easy mounting on .750" arbors.



Part#	Diameter	Centre Hole ID	Teeth	Thick	Usage
-------	----------	----------------	-------	-------	-------

720-906	8" (200 mm)	25.4 mm/ 20 mm <small>(1.00" to .750")</small>	4	1.5 mm	Grass
----------------	----------------	--	---	--------	-------

720-907	9" (225 mm)	25.4 mm/ 20 mm <small>(1.00" to .750")</small>	4	1.5 mm	Grass
----------------	----------------	--	---	--------	-------

(Replaces STIHL# 4001-713-3801 / 4112-713-3801)

720-908	10" (255 mm)	25.4 mm/ 20 mm <small>(1.00" to .750")</small>	4	1.8 mm	Grass
----------------	-----------------	--	---	--------	-------

Four-blade steel cutter for Trimmers.
All Eight-blades include 20 mm reducer bushing.




Part#	Diameter	Centre Hole ID	Teeth	Thick	Usage
-------	----------	----------------	-------	-------	-------

720-909	8" (200 mm)	25.4 mm/ 20 mm <small>(1.00" to .750")</small>	8	1.5 mm	Grass
----------------	----------------	--	---	--------	-------

720-910	9" (225 mm)	25.4 mm/ 20 mm <small>(1.00" to .750")</small>	8	1.8 mm	Grass
----------------	----------------	--	---	--------	-------

Eight-blade steel cutter for Trimmers.
All Eight-blades include 20 mm reducer bushing.

390-344 Blade Reducer
For metal brush blades. To reduce steel brushcutter blade centers from 1" (25.4mm) ID to 20mm ID. 
(Sold in multiples of 5)



Part#	Diameter	Centre Hole ID	Teeth	Thick	Usage
-------	----------	----------------	-------	-------	-------

720-870	8"	20 mm	22	1.5 mm	Clearing
----------------	----	-------	----	--------	----------

(While Quantities Last)

720-871	9"	20 mm	24	1.8 mm	Clearing
----------------	----	-------	----	--------	----------

(While Quantities Last)

720-872	8"	25 mm	22	1.5 mm	Clearing
----------------	----	-------	----	--------	----------

NEW

720-873	9"	25 mm	24	1.8 mm	Clearing
----------------	----	-------	----	--------	----------

NEW



Part#	Diameter	Centre Hole ID	Teeth	Thick	Usage
-------	----------	----------------	-------	-------	-------

720-856	8" (200 mm)	20 mm / 25.4 mm	22	1.5 mm	Clearing
----------------	----------------	--------------------	----	--------	----------

720-857	9" (225 mm)	20 mm / 25.4 mm	24	1.8 mm	Clearing
----------------	----------------	--------------------	----	--------	----------

MAXI series brushcutter blades are recommended for straight shaft trimmers of 40cc and larger. Rated at 13000 RPM's. (Includes: reducer bushing)
Ground edge can be easily re-sharpened with standard saw chain files.




Part#	Diameter	Centre Hole ID	Teeth	Thick	Usage
-------	----------	----------------	-------	-------	-------

720-858	8" (200 mm)	20 mm / 25.4 mm	20	1.5 mm	Clearing
----------------	----------------	--------------------	----	--------	----------

720-859	9" (225 mm)	20 mm / 25.4 mm	22	1.5 mm	Clearing
----------------	----------------	--------------------	----	--------	----------

XRT series brushcutter blades are recommended for straight shaft trimmers of 24cc and larger. Rated at 13000 RPM's. (Includes: reducer bushing)
Ground edge can be easily re-sharpened with standard saw chain files.


UNIVERSAL



Part#	Diameter	Centre Hole ID	Teeth Thick	Usage
720-916	8" (200 mm)	20mm	70/80 1.8 mm	Clearing
720-917	8" (200 mm)	1" (25.4 mm)	80 1.8 mm	Clearing
720-918	9" (225 mm)	1" 25.4 mm)	60 1.4 mm	Clearing


NOTE: Blade reducer part# 390-344 can be used in our part# 720-917 and 720-918 steel brushcutter blades to reduce the center ID from 1" to 20mm ID.

140-046 John Deere# PT2637
Echo# 17722801110



Starter Handle
Plastic starter handle. For use on small equipment applications. Ideal for small trimmers, brushcutters and chain saw applications.

750-890




Ear Protectors - Red
General purpose ear protectors offer comfort and economical price. Individually package for ease of display. Tested in accordance with ANSI 53.19 (NRR25dB)

750-889



Ear Protector - Foldable
General purpose "foldable" ear protectors offer comfort and economical price. Padded ear cushions for comfort. Adjustable headband size. Compact size for easy storage. Individually package for ease of display. Tested in accordance with ANSI S3.19 (NRR 19 dB).

430-017



Kill Switch
Used as an on / off switch. Found on many Chain saws and Trimmers using a single wire, self grounding type switch. Kill Switch found on many small chain saw and trimmer models with spade terminal wire end.

390-378




Universal Nylon Blade Guard
Fits straight shaft units; for shaft sizes: 24mm, 26mm and 28mm. Overall length on guard 10-1/2". Nylon guard is black in colour. (Includes mounting hardware). NOTE: The only difference between our 390-378 and 390-643 is the fastening bracket.


UNIVERSAL continued

Part# **Application**


390-671
Trimmer / Brushcutter Handle
Heavy duty construction. Handle fits 24, 26 and 28 mm shafts. (Includes hardware)




385-997
Trimmer Harness - Standard
Universal clamp makes strap adaptable to most Trimmers, Metal Detectors and Blowers. Adjustable strap length fit most sizes.




385-989
Trimmer Harness Heavy Duty
Single shoulder strap. Fully adjustable strap with heavy duty shoulder pad and hanger. Fits most Trimmer and Leaf Blowers.



385-982
Trimmer Harness - Deluxe Universal
Double Shoulder Strap Deluxe. Double shoulder strap and waist pad. Fully adjustable strap with heavy duty shoulder pad and hanger. Fits most Trimmer and Leaf Blowers.



705-854
Gear Box Grease
For all bevel gears found in Trimmer / Brushcutter gear boxes. Display case included with the purchase of (24) grease tubes. (Priced and sold individually)



390-000 Hoffco# 213485H
Shindaiwa# 999061566
Stihl# 4993-710-2193

Rototrim Disk
Universal disk with 3 nylon blades, cutting diameter 315 mm / 12 inches. Comes complete with (2) extra sets of blades and (4) nylon reducer bushing. Suggested for brushcutters over 30 cc. Hole adapter suitable for both 20 and 25 mm. (Uses our 390-500 "shoulder bolts" & our 390-039 or 390-170 "poly blades". NOTE: You will need to supply the proper nut / bolt for fastening. Example: Left hand nuts see our 390-182 & 390-181 under Echo and 390-183 under Stihl.








(While Quantities Last)

390-500 Stihl# 4111-710-8700

Shoulder Bolt Assembly
Fits Stihl and our RotoTrim Disk. **Size: .473" shoulder OD X 3/8" long X 1" overall length.** (Priced individually) (Sold in multiples of 3)



UNIVERSAL continued

Part#	Application
390-039	Husqvarna# 531 01 77-15 531 03 10-67 Stihl# 4111-007-1001  (Priced individually) (Sold in multiples of 12)
Nylon Blade Replacement Nylon Poly Blades for Husqvarna, Jonsereds, Stihl and our 390-000 RotoTrim head. Measures: 4-1/16" long X .475" ID centre hole.	
390-170	Husqvarna# 531 01 77-12 531 01 77-15 Stihl# 4111-007-1001  (Sold in multiples of 3)
Nylon Blade with metal edge Metal edge blades, fits models Grasscraft and Allan Clean Cut Hover mower, also used on Husqvarna and Stihl trimmers. Same as our 390-039 but with metal edge inserts. Measures: 4-1/16" Long X Centre hole: 31/64" X Thickness: .150".	
385-112	Echo# 215602 / 215703 Stihl# 4112-713-8300 
Replacement Trimmer Head Eyelet. Fits Trimmer heads found on Echo units and many others. Heavy duty square line eyelets made of bronze, reduce wear and extend the life of the trimmer line. Also helps reduce line weld. Size: 13/64" ID X 5/8" OD X 5/16" HT.	
385-138	
Head Spring Fits trimmer heads found on Echo, Shindaiwa and Stihl. Found on Compact Twist Feed & Heavy Duty Twist Feed. Size: 7/8" OD X 1" L approximately.	
385-658	
Head Spring Found on many Echo trimmer models: GT1100, GT2000, GT2103, GT2400. 2 line Bump Feed and Mini Bump Feed; also found on many Stihl trimmer heads. Measures: 1-3/16" OD X 1" L approximately.	
385-203	
Head Spring Fits Echo, Shindaiwa and Stihl. Compact Twist Feed and Heavy Duty Twist Feed trimmer heads. Measures: 1-1/2" OD X 1-1/4" L approximately.	

HOMELITE

(also see HOMELITE under "TRIMMER PARTS - O.E.M")


385-053	Homelite / Jacobsen # DA-03001-A John Deere# UP0676 
Bump Feed Head Used on models ST155, ST165, ST175, ST285, ST385, Z830SB, D630CD, D725CDE, D825SD, D825SB, D825CA & DS630CD > Dual line bump feed > Fits 3/8" OD shafts	

HOMELITE continued

Part#	Application
385-166	UP06567 
Outer Spool Fits our 385-053 trimmer head. Measures: 3-3/4" OD X 3-1/8" ID X 1-7/8" HT > Dual line bump feed, fits 3/8" OD shafts	
385-165	DA-98912 
Inner Spool with line Fits our 385-053 trimmer head. This spool is very similar to our 385-167 but has a 1-1/4" flat cut off on the bottom radius OD. Fits Homelite models: ST155, ST165, ST175, ST275, ST285, Z830SB, D630CD, D725CDE, D825SD, D825SB, D825CA, D630CD and D725CDE.	
385-093	DA04591A DA04591 
Trimmer Head - RH Thread *Black Knob* Complete Head. Fits most string trimmers using 095" line with RH thread spool retainer.	
385-140	A98231-A 
Outer Spool Fits our 385-093 trimmer head. Fits Homelite models: Z830SB, D630CD, D725CDE, D730CDV, D825CDP, D825SD, D825SDP, D825SB, D830CB, ST285BC, ST385BC, ST485, HLT16, HLT18, HLT28, HBC18, HBC30, I630CD, I730CCB.	
385-167	DA2598 UP00147 
Inner Spool with Line Fits models Z830SB, D630CD, D725CDE, D730CDV, D825CDP, D825SD, D825SDP, D825SB, D830CB, ST285BC, ST385BC, ST485, HLT16, HLT28, HBC18, HBC28, HBC30, 1630CD, 1730 model trimmers. Also fits John Deere models C1200 and S1400.	

HUSQVARNA & some RYAN

(also see HUSQVARNA "TRIMMER PARTS - O.E.M.")

385-596	Husqvarna Ryan 
Bump Feed Head - Heavy Duty Used on models 122L, 123L, 123LD, 225L, 225LD, 225R, 225RD, 225RJ, 227LD, 232L, 232R, 235R, 322L, 322R, 323R, 325LX, 325RX, 326L, 326LX, 326RJX and 326RX. RYAN models: 284, 284-2, 284-3, 285 & 285-1 > Heavy Duty dual line bump feed > 10mm X 1.25 LHF counterbored arbor bolt	

McCULLOCH

(extended spindle models)


Part#	Application
-------	-------------

(also see McCULLOCH "TRIMMER PARTS - O.E.M.")

385-598

Bump Feed Head - Heavy Duty
Used on models with extended spindle. **Found on McCulloch Promac and Procaster series.**

- > Heavy Duty dual line bump feed head
- > .095" trimmer line included
- > complete with mounting bolt / washer
- > 5/8" ID hexagon female X 7/16" deep
- > 5/16" ID (to accept extended spindle shaft)




385-091 30065
 300651

Trimmer Head - LH Thread - *Blue Knob*
Complete Head.
Fits McCulloch models
MAC 18RT, 2815/16/17/18/25/27, 60/65/80. Eager Beaver 15RT, 28, 28C, 280, 282, 285, 285BC, 287BC. Road Runner II, III, Silver Eagle 15RT, 28, 28C, 32BC, ET270, T28, 29, MT270X, MT280, 280X, 300X, 302X, MT320.




385-142 300688

Outer Spool
Fits our 385-091 trimmer head.
Includes adapter washer as shown.



385-286 5382482-86/6

Inner Spool and Line
Fits CABRIO 245 / 246,
TRIM-MAC 240 / 241,
PARTNER T240 & Poulan / Weedeater.




RYAN / RYOBI / IDC

(extended spindle models) (also see RYAN / RYOBI "TRIMMER PARTS- O.E.M.")

385-599 Ryan / Ryobi / IDC

Bump Feed Head - Heavy Duty
Fits Ryobi models **130R, 135R electric, 700R, 710R, 720R, 740R, 750R, 760R, 765R, 766R, 770R, 920R, 970R, CS720R & SS720R.**

- > Heavy Duty dual line bump feed head,
- > .095" trimmer line included, complete w/ mounting bolt / washer
- > 5/8" ID hexagon female X 7/16" deep
- > 5/16" ID (to accept extended spindle shaft)



SEARS / TORO & STIHL

(also see STIHL "TRIMMER PARTS - O.E.M.")

385-090 Sears & Toro

Trimmer Head - RH Thread
Complete Head Fits many string trimmers using .080" line with RH thread.
Includes: **housing, spool and line, spool retainer, spring and star washer.**
Fits **Sears Weedwacker** models: 71-51316, 71-51716, 71-51315, 71-51715 and 71-51425, also **Toro** 31cc (15" and 18"), 28cc (16")




SEARS / TORO & STIHL

Part#	Application
-------	-------------

385-597 Stihl / Sears

> Heavy Duty dual line bump feed
> 10mm X 1.00 LHF counterbored arbor bolt



Bump Feed Head - Heavy Duty. Used on STIHL models **FR106, FR108, FS44, FS44J, FS44R, FS48, FS52, FS52AVE, FS52AVRE, FS55, FS56, FS56AVE, FS62, FS62AVE, FS62AVRE, FS66, FS66AVE, FS66AVRE, FS74, FS74AVE, FS74AVRE, FS76, FS76AVE, FS76AVRE, FS80, FS81, FS81AVE, FS81AVRE, FS83, FS83R, FS85, FS85R, FS85RT, FS85RX, FS86, FS86, FS86AVE, FS86AVRE, FS88, FS88R, FS96, FS106, FS106AVE, FS108, FS110, FS110RX, FS120, FS120R, FS200, FS250, FS350, FS450K, FS550, FS550K,** also fits **SEARS** models 636-79545 and 636-79558.

Multi-Application Trimmer Heads

385-192 Homelite
 McCulloch
 Ryobi

Multi Application Trimmer Head
Fits Homelite, Ryobi, and McCulloch trimmers
Includes: (1) 5/16" RH Knob for Homelite and Ryobi, (1) 1/4" RH Knob for McCulloch and (1) Adaptor, Trimmer line included.
> For Homelite use 5/16" RH Knob + Adaptor
> For Ryobi use 5/16" RH Knob only
> For McCulloch use 1/4" RH Knob + Adaptor



385-055


SpeedLoader
TWO-LINE LHM Bump & Feed Head




Trimmer Head
Two Line Kwik Speed Loader Bump Feed Trimmer Head.
NO NEED TO TAKE THE HEAD APART - Simply cut off 20ft of line insert into both eyelets and turn the bump knob clockwise. Fits most straight shaft gas powered trimmers / 25cc and up. Can be used on many Echo, Husqvarna, Red Max, Shindaiwa and Stihl trimmers. Head contains: 10mm X 1.25 LHF Adapter bolt + 8mm X 1.25 LHM Stud and a 7mm X 1.0 LHM Stud. See application chart PDF pages 50 - 08 thru 50 - 14 - and go by the arbour bolt / stud size.

MANUAL TRIMMER HEAD - UNIVERSAL APPLICATION

Part#	Application
385-059	<p>Two Line Manual Feed Trimmer Head Fits 95% of all Trimmers. - For consumer users of small, medium and large size Trimmer.</p> <p>Adapters bolts included: 7.0mm X 1.00 LHM 8mm X 1.25 LHM, 8mm X 1.25 LHF 10mm X 1.00 LHF 10mm X 1.25 LHM, 10mm X 1.25 LHF and 3/8 - 24 RHF. See application chart pages 50 - 08 thru 50 - 14</p>



H.D. MANUAL TRIMMER HEAD - UNIVERSAL APPLICATION

Part#	Application
385-012	<p>Two Line Heavy Duty Twist Feed Head Fits 95% of all Trimmers. - Housing design prevents knob wear - Ideal for the professional user - Easy one step line indexing</p> <p>Adapter bolts included: 7.0mm X 1.00 LHM 8mm X 1.25 LHM, 8mm X 1.25 LHF 10mm X 1.00 LHF 10mm X 1.25 LHM, 10mm X 1.25 LHF and 3/8 - 24 RHF. See application chart PDF pages 50 - 08 thru 50 - 14</p>



ECONOMY BUMP FEED TRIMMER HEAD - Universal

Part#	Application
385-080	<p>Two Line Economy Bump Feed Head Fits over 90% of all gas powered trimmers. NOT designed to fit Homelite, Ryobi or McCulloch trimmers with hex drive arbor.</p> <p>Adapter bolts included: 3/8" - 24 RHF 7mm X 1.00 LHF, 7mm X 1.00 LHM, 8mm X 1.25 LHF, 8mm X 1.25 LHM, 10mm X 1.25 LHF, 10mm X 1.00 LHF See application chart pages 50 - 08 thru 50 - 14</p>



H.D. BUMP FEED TRIMMER HEAD - UNIVERSAL

Part#	Application
385-060 NEW	<p>Heavy Duty Two Line Bump Feed Head. Fits most commercial straight shaft trimmers. Six stud drive cam, eliminates stud shear, advances line more accurately, easier to replace spool no fumbling to find stud position. Dual compartment spool reduces line weld for smooth line advancement. Holds 22 ft of .095" round or square line and .105". Solid brass eyelets. - For users of small, medium size trimmers, both curved and straight shaft.</p> <p>Adapter bolts included: 7mm X 1.00 LHM 8mm X 1.25 LHM 10mm X 1.00 LHF CB 10mm X 1.25 LHF CB 10mm X 1.25 LHF See application chart PDF pages 50 - 08 thru 50 - 13</p>



Note: 385-055 = Kwik Speed Loader Head - see page 50-06 for more information

UNIVERSAL TWIST FEED

HEAVY DUTY TWIST FEED

MINI BUMP FEED

HEAVY DUTY BUMP FEED



Application	Arbor Size	A	B	C	D
DOLMAR - see MAKITA / SACHS DOLMAR heading					
ECHO GT SERIES: 100, 140, 140A, 140B, 160, 160AE, 200, 200A, 200B, 200BE, 200CE, 230, 1000, 1100, 1100A, 2000, 2000SB, 2100, 2101, 2102, 2103, 2200, 2301, 2400, SRM210AE, SRM2000.	3/8"-24 RHF	385-059	385-012	385-080	385-060 or 385-058 (W.Q.L)
SRM SERIES 140, 140A, 140D, 140DA, 200, 200A, 200AE, 200BE, 200CE, 200D, 200DA, 200DB, 200DE, 202DA, 202FA, 210AE, 210E, 210SE, 250, 250E, 300, 300AE, 300AE1, 300AE/1, 300E, 300E/1, 302, 302ADX, 303E, 310, 400AE, 400B, 400BE, 400E, 1500, 1500A, 1501, 2100, 2100SB, 2110, 2200, 2201, 2300, 2301, 2400, 2400SB, 2410, 2500, 2501, 2501S, 2502, 2510, 2601, 3000, 3001, 3010, 3100, 3100S, 3110, 3400, 3410, 3800, 400, 402, 4600, 500, 501, and CLS4600, GT2010, RM310, RM380, RM460, RMA2530, SRA2190, SRM2090L/U, SRM2450, SRM250EL/EU, SRM2510, SRM310U, SRM260S, SRM302BDX, SRM343SL, SRM400, SRM3500, SRM3550, SRM2010/L, SRM2530, SRM300AE, SRM310, SRM3800, SRM402DE, SRM4600.	10mm X 1.25 LHF	385-059	385-012		385-060 or 385-058 (W.Q.L) or 385-055 (K.S.L)
GREEN MACHINE GRX-525H, SRM3000, SRM3000LP, SRM3000SS, SRM3040M, 525H, 1200, 1500, 1600, 1700, 1900, 1930, 1940, 1950, 2000, 2100, 2130, 2200, 2230, 2300, 2331, 2340, 2345, 2500, 2500LP, 2510LP, 2540, 2540LP, 2600, 2800, 2810, 2840, 2841, 2850, 3000, 3000B, 3000J, 3000LP, 3000M, 3000SS, 3040M, 3050M, 3451, 3541, G2A, G2C, GT20, GT21, GT22, GT25, GT31, GT31B, GT35B, GT40B, GT41.	8 mm X 1.25 LHM	385-059	385-012	385-080	385-060 or 385-058 (W.Q.L) or 385-055 (K.S.L)
4000, 4000B, 4000J, 4000LP, 4000M, 4500, 4500LP, 4500LPX, 4600LP, BC250, BC400, D-17, D-18, G4C, SRM4000, SRM4000LP, SRM4000M. NOTE: Part# 385-678 - not as shown in reference "B" Please see www.bantasaw.com for proper image.	10mm X 1.25 LHM	385-059	385-678		385-060 or 385-058 (W.Q.L)
HOMELITE HK-24 (before 1986), HK-30 (after 1986), HK-33 (before 1986), ST SERIES: 80, 100, 120, 160, 180, 200, 210, 360, 385 - (European)	8 mm X 1.25 LHM	385-059	385-012	385-080 or 385-633	385-060 385-058 (W.Q.L) 385-055 (K.S.L)
HBC-30, HK-15, HK-18 (after 1-86), HK-24 (after 1-86), HK25, HK-28, HK30 (up to 86), HK-33 (after 86), HK-38, BCH SERIES, BCH20, BCH24, BCH32C, BCH32CDI, BCH33/B/DI/TO, BCH40, BCH48, HBC30, HBC30B, HBC38, PBC3600, PBC3800, PBC4000, PLT3400, ST-155, ST-175, ST-285, ST-385, ST-385CG, ST-485. (ARBOR BOLT COUNTER BORED)	8 mm X 1.25 LHF (counter bore)	385-059	385-012		385-058
AT-160, ST-160, ST-180, ST-200, ST-210, ST-385, ST-485	3/8"-24 LHF	385-000			
NBA524, PMB522, TXD508, SX040, FK514, SXD40, TXD508.	10 mm X 1.25 LHM	385-059	385-012		385-058 (W.Q.L)
HBC38, HBC40, PBC3800, PBC4000, PMB52, HBC48.	10 mm X 1.25 LHF	385-059	385-012	385-080	385-060 385-058 (W.Q.L) 385-055

For Homelite trimmer models ST155, ST165, ST175, ST285 and others with extended spindles > use our part# 385-053 found on page 50 - 05.

Note: 385-055 = Kwik Speed Loader Head - see page 50-06 for more information

UNIVERSAL TWIST FEED

HEAVY DUTY TWIST FEED

MINI BUMP FEED

HEAVY DUTY BUMP FEED



Application	Arbor Size	A	B	C	D
HONDA UMK422LNA/LTA, UMK431LNA/UNBA	10 mm X 1.25 LHF	385-059	385-012	385-080	385-060 385-058 (W.Q.L) 385-055
HUSQVARNA 24R (up to series 603702)	7 mm X 1.0 LHM	385-059	385-012		385-060 385-058 (W.Q.L) 385-055
16R, 22R (up to 1986), 24R (after serial #603702), 25R (up to 1986), 25RL (after 1986).	8 mm X 1.25 LHM	385-059	385-012	385-080	385-060 385-058 (W.Q.L) 385-055
26LC, 26RLC, 32LC, 32RLC, MONDO, 123C, 216CN, 325CX, 326C	3/8"-24 RHF	385-059	385-012	385-080 or 385-625	385-435
32L, 32LR, 32R, 32RL, 32RLC, 21LCN, MONDO	3/8"-24 LHF	385-000			
122L, 123L, 123LD, 225L, 225LD, 225R, 225RD, 225RJ, 227LD, 232L, 232R, 235R, 322L, 322R, 323R, 325LX, 325RX, 326L, 326LX, 326RJX and 326RX. (ARBOR BOLT COUNTER BORED)	10 mm X 1.25 LHF	385-059	385-012		385-060 385-058 (W.Q.L) 385-596 385-055
16R (after 1986), 18R, 18RL, 22R (after 1986), 22RL, 25R (after 1986), 25RL, 36R, 39R, 120L, 120R, 125L, 125LD, 125R, 125RD, 125RJ, 132L, 132LD, 132R, 132RD, 132RJ, 140R, 165RX, 235R, 240R, 240RBD, 244R, 244RS, 245R, 250RX, 252RX, 265RX, 165RX, 235R, 240R, 240RBD, 244X, 245RX, 232L, 232LCAT, 32R, 225R, RD, 232R, 232RCAT, 235RCAT, 125L/LD/R/RB/RJD, 165R.	12 mm X 1.75 LHF	385-001			
IDC - see RYOBI / RYAN / IDC heading					
JOHN DEERE 21C, 21S, 80G, 82, 82G, 83G, 85, 100G, 110G, 120G, 200G, 210G, 220G, 250G	3/8"-24 RHF	385-059	385-012		385-058 (W.Q.L)
BC1600, S1400	8 mm X 1.25 LHF	385-059	385-012		385-058 (W.Q.L)
60G, 90G, 220G, 240G, 250G, 260G, 300G, 305, 350G, 360G, 380G, 385, 450G, 460G, 21S, 24S, 25S, 30S, 38B, 38R, T105S, XT105/SB, XT120, XT140/B/SB, XT170/B, XT250B, 305	10 mm X 1.25 LHF	385-059	385-012	385-080 or 385-609	385-060 385-058 (W.Q.L) 385-596 385-055
JONSEREDS BP40, BP40 COMBI, BP2040, BR400, BR420, BR450, BR460, BR480, BR500, GT21L, GT22L, GT24L, GR26 COMBI, GR26D, GR26L, GR32L, GR32L CAT, GR2026CL, GR2026D, GR2032, GR2032D, GR2032L, GR2036, GR41, GR44, RS44, LR SERIES: 200, 220, 220B, 220L, 260, 260B, 260L, 300, 320, 400, 420, 450, 460, TIGER 40, BIG RED 400, LIT/RID30	8 mm X 1.25 LHM	385-059	385-012	385-080 or 385-633	385-060 385-058 (W.Q.L) 385-055 (K.S.L)



Note: 385-055 = Kwik Speed Loader Head - see page 50-06 for more information

UNIVERSAL TWIST FEED

HEAVY DUTY TWIST FEED

MINI BUMP FEED

HEAVY DUTY BUMP FEED



Application	Arbor Size	A	B	C	D
JONSEREDS continued GT25L, GT26, GT26L	3/8"-24 RHF	385-059		385-625	385-435
GT32	3/8"-24 LHF	385-000			
RS38ANCIEN, RS38 older	10 mm X 1.00 LHF	385-059	385-012		385-060 385-058 (W.Q.L.)
RS44, GR41, GR44, J40D, KQ20/30 (EURO)	10 mm X 1.25 LHF	385-059	385-012	385-080	385-060 385-058 (W.Q.L.) 385-055
KAAZ V20	7 mm X 1.00 LHM	385-059	385-012		385-060 385-058 (W.Q.L.) 385-055
G3CR, G4CR, KT15R, KT17R, KT18R, K20, KLQ20, KQ20, KQP20B, KQ30B, KQ40, RQ20, RQP20, VP15, V20, VP20, VRS200, VRS300, VS220, LPQ20B, VP200, VS230, VS250, VSP250, VX23, VX260. (Arbor bolt counter bored)	8 mm X 1.25 LHF (counter bore)	385-059	385-012		385-058 (W.Q.L.)
BS400, BX440, BX540, G3CR, G4CR, J40FD, J400G, J400GX, J480, J4BD, JQ40, JQ50, K10, K40D, KQ30, KQ30B, KT10, KT30R, RQ30, RQ30B, K40D, RQ30B, T50, T240, U10, V15, V18, V25, V35, V40, VX221/251C/360S/360/440, RX350, RX351L, VRX360, VRX440, VRX540, JLQT200, JQ, JQ40, JQ50, T240, T30, T50, VRP201, VRP301, VRP400, VRS201, VRS301, VRS400, VRX360, VRX440, VRX540, VS300, VS400, JQG4K, JQT200, T170, T240, 410, J400GX, RQ30, T3, VPS301, VRX430.	10 mm X 1.25 LHF	385-059	385-012	385-609 or 385-080	385-060 or 385-058 (W.Q.L.) or 385-055 (K.S.L.)
KAWASAKI KBL23A, KBL26A	8 mm X 1.25 LHM	385-059	385-012	385-080	385-060 385-058 (W.Q.L.) 385-055
LAWN BOY 1460, 1480, 1480CC, 51606, 51607M, 51608, 51650, 51655, 51660, 51665, 51908, 51909, 51918, 51919, 61653, 61953	10 mm X 1.25 LHF	385-059	385-012	385-609 or 385-080	385-060 385-058 (W.Q.L.) 385-055 (K.S.L.)
Models with extended spindle	Extended spindle 5/16"-18	385-053			
MAKITA EM4251, RB251, RBC221, RBC230, RBC251, RBC252, RBC255, RBC260, RBC261, EBC281, EBC310, RBC311, RBC321, RST250, RBC410, RBK410	8 mm X 1.25 LHM	385-059	385-012	385-633 or 385-080	385-060 385-058 (W.Q.L.) 385-055 (K.S.L.)

Note: 385-055 = Kwik Speed Loader Head - see page 50-06 for more information

UNIVERSAL TWIST FEED

HEAVY DUTY TWIST FEED

MINI BUMP FEED

HEAVY DUTY BUMP FEED



Application	Arbor Size	A	B	C	D
MAKITA continued DBC3300, DBC4000, DBC4000C. NOTE: Not as shown in "B" picture reference (While Quantities Last)	12 mm X 1.5 LHF		385-710		
MARUYAMA BC220DL, BC221DL	7 mm X 1.0 LHM	385-059	385-012		385-060 385-058 (W.Q.L) 385-055
GBC184, BC184C, BC241, BC200, BC201, BC230, BC241, BC260, BC260H, BC260CB, BC310, BC320, BC320H, BC326, BC340DL, BC402, BC420H, BC500, BC500H, BS184C, BC2300, BC2600, BC3200, BC4200H, BCGX22, BCGX31, BCL2250, BCL2250C, BC2320, BC2620, BC3020, BST23, MCB, MC8, MC-S, NC8.	8 mm X 1.25 LHM	385-059	385-012	385-633 or 385-080	385-060 385-058 (W.Q.L) 385-055 (K.S.L)
BC430DWM, BC440DWM, 440DWM, 32, 35, BC500	10 mm X 1.25 LHM	385-059	385-012		385-058 (W.Q.L)
BC184C, BC200C, BC260C	10 mm X 1.25 LHF	385-059	385-012	385-080	385-060 or 385-058 (W.Q.L)
McCULLOCH EB SERIES: I, ISL, ISX, II, IISL, IISX, IIISL, IIISX, 285BC, 287BC, MAC SERIES: 60, 60A, 60S, 60SX, 65, 65SL, 70, 70A, 75, 80, 80A, 80S, 80SL, 80SX, 84SL, 85A, 85S, 85SL, 85SX, 85SXL, 2816, 2825, 2827, PRO MAC SERIES: II, II-Sup, ISX, IVHD, 2320L, 2035, 2045, 2510, ROADRUNNER SERIES: I, II, III, SL SEBISX Special, SEBIIIS, SEBIIIS, Super EBIS, PROSCAPER SERIES: I, IS, ISX, Silver Eagle 28, 28C, 32BC, Titan 2100, 2200, 2510, 138SJ, 138SL, MAC100A.	3/8"-24 RHF	385-059	385-012	385-625 or 385-080	385-435 or 385-058 (W.Q.L)
SERIES 10 BRUSHCUTTER	3/8"-24 LHF	385-000			
TITAN SERIES: 2130, 2300, 2300AV, 2310, 2360, 2400, 2500, 2500AV, 2560, 2560AV, 2565, 2565AV, 3000, 3900, 4335B, All Proscape Models, EB SERIES: 32BCS, 35L, 280, 282, 285BCS, 287BC, 297BCS, 325BC, 327BC, 2815, 2816, 2817, 2818, 2845, 3225, 3225HD, 3227, 3227HD, EB III, EB IV, EB IV SL, MAC SERIES: 38AV, 85A, 90, 90A, 95, 95A, 99A, 99-SL, 100A, 100AHD, 100HD, 3225, 3225HD, 3227, 3227HD, PRO MAC SERIES: III, III Sup, IV Sup, 4HD, 2335J, 2635B, 2635J, 3335L, SILVER EAGLE 32 BC DLX, 32 BCS, 85A, 85S/SL/SX, EB35L, EB3SX, SEB4; SUPMAC 100A; PROSCAPER SERIES: I-S, II, IIHD, III, IV, V, PS1, PS2, PS3, PS4, PS5, 28S, 32HD, SEB IV,	10 mm X 1.25 LHF	385-059	385-012	385-609 or 385-080	385-060 385-058 (W.Q.L) 385-055 (K.S.L)
MAC 32, 37, 57, 90, 95 and MAC 100A.	10 mm X 1.25 LHM	385-059	385-012		385-058 (W.Q.L)

Note: 385-055 = Kwik Speed Loader Head - see page 50-06 for more information

UNIVERSAL TWIST FEED

HEAVY DUTY TWIST FEED

MINI BUMP FEED

HEAVY DUTY BUMP FEED



Application	Arbor Size	A	B	C	D
McCULLOCH continued 60SX, 65, 65SL, 80SX, 80SL, Eager Beaver models Super, Super-SL, I-SX, II-SX, II-SL, 280, 285, 282, 287, Pro-Mac I, SE28, SE28C, all Road Runner models, I, II and III, MAC 2815, 2816, 2817, 2818, Road Runner, Road Runner II, Road Runner III, Titan 2000, 2010, 2100, 2200.	Extended spindle 5/16"-18				385-598
MTD PRO ST23, ST26, ST35	10 mm X 1.25 LHF	385-059	385-012	385-080	385-060 385-058 (W.Q.L.) 385-055
PIONEER / PARTNER B25SCC, F15, F16, S16, S24, S51, SF24	8 mm X 1.25 LHF	385-059	385-012		385-058 (W.Q.L.)
B180, B25, B250, Spartan	8 mm X 1.25 LHM	385-059	385-012	385-080	385-060 385-058 (W.Q.L.) 385-055
200, 205, B250C/V, S33, S41, S51, SCC and T250	10 mm X 1.25 LHF	385-059	385-012	385-080	385-060 385-058 (W.Q.L.) 385-055
B380, B440	12 mm X 1.75 LHF	385-001			
POULAN PRO 770, PPC22, PPC25, PPC25E, PPC31-PPC32, PRO SERIES: 111, 112, 114, 115, 117, 559, 609, 770, 800, 900, 1350, 1500, 2400, 2500, 2600, 2610, 2615, 2620, 2700, YARD PRO SERIES: 114-117, 120A-130A, 145, 160, 200	3/8"-24 RHF	385-059	385-012	385-625 or 385-080	385-435 or 385-058 (W.Q.L.)
165, 175, 185, 195, 200, 800, 900, 2620, 2820	3/8"-24 LHF	385-000			
RED MAX BC220DL-BC300DL, BK235FL-BK530DL, BC17-BC32, BC2300DL	7mm X 1.0 LHM	385-059	385-012		385-060 385-058 (W.Q.L.) 385-055
BC254A, BC260DL, BC261DL, BC262DL, BC340DL, BC341DL, BC342DL, BC2600DL, G2KC, BC2200E, BC2200LDC, BC2301S, BC2601S, BC3400DC, BC340/430/440DWM, BC4400DL, BCX2600S, BCZ2500S, BT2200LDC, SGC2300DL, SGCX2600S, 260DM, 431DWM.	8mm X 1.25 LHM	385-059	385-012	385-080	385-060 385-058 (W.Q.L.) 385-055 (K.S.L.)
BC200, BC2000DL, BT2000, BT2001DL, BC2300DL, ECZ2500S-BC, BCX2600S, BCZ2400SBCZ3000S, Bc250, BCZ2500SWG, BCZ300SW, BC3401DL, BC4401DW, SCGZ2500S / 2600S	10mm X 1.25 LHF	385-059	385-012	385-080	385-060 385-058 (W.Q.L.) 385-055 (K.S.L.)
RYOBI / RYAN / IDC RYOBI models: 700R, 710R, 720R, 760R, 764R, 770R, 960R; RYAN models: 120, 130, 260, 261, 263, 264, 265, 270, 274, 275, 280; IDC models: 364, 364-1, 365, 500, 520, 530, 540	Universal (Trimmer head comes with mounting bolt)				385-599

Note: 385-055 = Kwik Speed Loader Head - see page 50-06 for more information

UNIVERSAL TWIST FEED

HEAVY DUTY TWIST FEED

MINI BUMP FEED

HEAVY DUTY BUMP FEED



Application	Arbor Size	A	B	C	D
RYOBI / RYAN / IDC continued RYOBI models: 740R, 740R-1, 750R, 775R, 780 series, 780R, 780R-1, 780RB, 780RE, 790R, 840R, 865R, 885R, 990R, 1079R, 2079R, 284-285, 540-580, 789OR. IDC models: 540, 540-1, 540-2, 540 Supreme, 580, 580-1, 580-2, 580 Supreme	10mm X 1.25 LHF	385-059	385-012	385-080	385-060 385-058 (W.Q.L) 385-055 (K.S.L)
SACHS DOLMAR - also see our Makita heading BC225, LT154, LT225, MS220, MS2300, MS2600, NB2, NBA231, NB, NB01F, NB02, NB16F, NB211, NBF171, NB26, NB31	8 mm X 1.25 LHF	385-059	385-012		385-058 (W.Q.L)
LT16, LT20, LT210, BC210, BC212, BDC212	3/8"-24 RHF	385-059	385-012	385-625 or 385-080	385-058 (W.Q.L)
BC210, BC212, MS340, LT250	10 mm X 1.25 LHF	385-059	385-012	385-609 or 385-080	385-060 385-058 (W.Q.L)
BC250, Bc330, BC300, BC400, PRO 370 / 400, SD330	10 mm X 1.25 LHM	385-059	385-012		385-058 (W.Q.L)
SEARS 28151, 79534, 79544, 79621, 79721, 79821, 79826, 79541, 79542, 79551, 79552, 79556, 79580, 79590, 79603, 79604, 79605, 79606, 79608, 79611, 79612, 79613, 79614, 79616, 79621, 79680, 79690, 79703, 79713, 79715, 79717, 79718, 79721, 79772, 79782, 79802, 79804, 79805, 79812, 79814, 79815, 79815, 79924, 79925, 79929, 99512, 99515, 99516, 79826, 79821	3/8"-24 RHF	385-059	385-012	385-080	385-058 (W.Q.L)
79543, 79622, 79623, 79624, 79714, 79725, 79727, 79753, 79754, 79755, 79762, 79821, 79822, 79827, 79828, 79844, 79845, 79846, 79847, 79849, 798471, 79854, 79856, 79857, 79926, 79973, 79975, 791760, 797161, Weedeater Series.	3/8"-24 LHF	385-000			
79534, 79541, 79542, 79551, 79555, 79556, 79565, 7957, 7958, 7959, 79611, 79612, 79613, 79614, 79615, 79619, 79621, 7968, 7969, 79717, 79719, 79812, 79813, 79814, 79819, 79532, 79853, 79854, 79855, 79857, 636-79545, 636-7955, 636-79558, 636-796233, 796234M, 796242-796243 PRO SERIES.	10mm X 1.00 LHF	385-059	385-012		385-597 or 385-058 (W.Q.L) 385-060
SHINDAIWA LT18, T18, LT20, C20, T20, T20A, T35, T230, T230XR, C230, DYB201, DYB202, DYB231, DYB232, T23E, T231	7 mm X 1.0 LHM	385-059	385-012		385-060 385-058 (W.Q.L) 385-055
PB35, PB45, C25, C250, C27, F20, R20, R25, R35, T25, T250, T260, T261, T27, T270, T350, VP35, P18, Yardware 220, DYB251, DYB252, DYB254, DYB261, DYB321, DYB322, F18, F20, F230, P18, P21, C23.	8 mm X 1.25 LHM	385-059	385-012	385-633 or 385-080	385-060 385-058 (W.Q.L) 385-055



Note: 385-055 = Kwik Speed Loader Head - see page 50-06 for more information

UNIVERSAL TWIST FEED

HEAVY DUTY TWIST FEED

MINI BUMP FEED

HEAVY DUTY BUMP FEED





Application	Arbor Size	A	B	C	D
SHINDAIWA continued B40, B45, C35, BP35, BP45, RC45, DYB351, DYB453, DYB454, B35	10 mm X 1.25 LHM	385-059	385-012	385-609	385-058 (W.Q.L)
STIHL FS50, FS50E, FS50F, FS51, FS51AVE, FS55, FS55R, FS60, FS61, FS61AE, FS61E, FS65, FS65AVE, FS65AVRE, FS80E, FS83, FS83R, FS83RT, FS85R, FS85RT, FS86, FS90, FS90AVE, FS91, FS96, FS106	8 mm X 1.25 LHM	385-059	385-012	385-633 or 385-080	385-060 385-058 (W.Q.L)
FR106, FR108, FS44, FS44J, FS44R, FS48, FS50, FS50E, FS50F, FS51, FS51AVE, FS52, 52AVE, 52AVRE, 55, 56, 56AVRE, 62, 62AVE, 62AVRE, 66, 66AVE, 66AVRE, 74, 74AVE, 74AVRE, 76, 76AVE, 76AVRE, FS80E, FS80RE, 81, 81AVE, 81AVRE, 83, 83R, 85, 85R, 85RT, 85RX, 86, 86AVE, 86AVRE, 88, 88R, FS90, FS90AVE, FS91, 96, 106, 106AVE, 108, 110, 110RX, 120, 120R, 200, 250, 350, 450K, 550, 550K. (ARBOR BOLT COUNTER BORED)	10 mm X 1.0 LHF	385-059	385-012		385-597 or 385-060 or 385-058 (W.Q.L)
FS08, FS20, FS150, FS151, FS160, FS180, FS200, FS200AVSE, FS202, FS220AV, FS220AVSE, FS280, FS280K, FS340, FS353AV, FS360, FS410AVE, FS420, FS120, FS120R, FS250, FS250R, FS200R, FS350, FS450K, FS550.	12 mm X 1.5 LHF	Use our 390-000 Rototrim Disc (see page 50-05). Note: You will need to supply a 12mm X1.5 LH thread bolt to fasten.			
TANAKA AST210, AST7000, SUM250-SUM500, TBC SERIES: 162, 205, 215, 218, 220, 220E, 220SS, 232, 233, 240, 250, 262, 265, 270PF, 300, 301, 321, 322, 325, 355, 373, 400, 420PF, 422, 422C, 425, 500, 501, 2100, 2110, 2211, 2510, 2800, 3010, 4500, 4501, TST218, TST501, TUM220, TBC265SDH, TBC2000/2200, AST250, TUM250, SUM7000, 2000, 265SDH-500DH, TBC2000N.	8 mm X 1.25 LHM	385-059	385-012	385-633 or 385-080	385-060 385-058 (W.Q.L) 385-055 (K.S.L)
TBC160-TBC215, TBC1600, TST218, 202	8 mm X 1.25 LHF	385-059	385-012		385-058 (W.Q.L)
TBC200, TBC2100	3/8"-24 RHF	385-059	385-012	385-625	385-435
SUM3, TBC4000	10 mm X 1.25 LHF	385-059	385-012	385-609	385-055
WEEDEATER GTI SERIES: 15T, 16, 17C, 18 (curved shaft), 18KT, 18T, 18B, 19, 52, PRO SERIES: 111, 112, 114, 115 (curved shaft), 117; Pro Trim, Ultra Trim, Weedy 2215, XR SERIES: 20, 20T, 30, 50, 50A, 50S, 70, 75, 80, 80A, 85, XT SERIES: 20, 35, 50T, 80, 85, 100, 125, 125B, 165, 175, 185, 195, 500, 507, 559, 587, 599, 600, 607, 608, 609, 1400, 1400T, 1500, 1600, 1600T, 1700, 1700A, 1740, 3500, YARD PRO SERIES: 110, 115, 116, 120, 120A, 130, 130A, 145, Pro-Lite, Pro-Lite Plus	3/8"-24 RHF	385-059	385-012	385-625 or 385-080	385-435 or 385-058 (W.Q.L)
HP30SB, HP30SBP, TBC57, GT119, XR125, 165, 175, 185, 195 (straight shaft), XT90, XT20, XT50, XT85, XT100, XT125/B, Yard Pro 105 / 140, XT125, XT125KT, XT125T, XT125TR, GT119T, TBC57, HP305	3/8"-24 LHF	385-000			

Note: 385-055 = Kwik Speed Loader Head - see page 50-06 for more information

ECHO

Part#	O.E.M	Application
For air filter - see our "AIR FILTERS" section		
390-182	900511-00010 610320-521130	
Blade/ Head Nut Fits Trimmers, Brushcutters for mounting blades or heads. Size: 10 mm X 1.25 mm Left Hand Thread.		
390-181	900503-00008	
Blade/ Head Nut Fits Trimmers, Brushcutters for mounting blades or heads. Size: 8 mm X 1.25 mm Left Hand Thread.		
646-126	175009-05532 John Deere# AM115397	
Clutch Fits models SRM250, SRM2000, SRM2200, SRM2500, SRM2501, SRM2502, SRM2510, SRM2510S also John Deere model 25S. Size: 2" OD with (2) 5/16" ID mounting holes.		
610-192	132007-04920 132007-07530 McCulloch# 217387	
Fuel Line Assembly Fits most Trimmers equipped with "Kioritz" and McCulloch engines. Size: 12-1/4" L X 1/16" ID X 3/16" OD; Grommet fits 3/8" hole.		
125-096	4-2110 / 7042110 131004-06320	
Gas Cap Fits most Trimmers equipped with "Kioritz" engines, also fits Blower model PB200. Measures: 1.45" OD X 1.10" ID X .620" HT		
125-098	131004-48730 / 131004-55830 131004-55730 131004-40930 133004-40630 John Deere# AM105998	
Gas Cap Fits most Trimmer equipped with "Kioritz" engines, also fits Echo Blower models PB100, 1010 and 2400. Trimmers models GT1100, 2000, 2100, 2102, 2103, 2400, SRM1500, 1501, 2100, 2300, 2301, 2400, 2500, 2501, 2510, 3000, 3800, SRS2100, PE2400, PB1000, 1010, 2400, ES2000, SHR2100. Size: 1.474" ID (37mm)		
125-008	131004-06610 131600-09860	
Gas Cap Vented - Fits 4500 & 4600 model blowers. Measures: 1-1/2" ID		
390-195	157410	
Head Spring Fits old style Tap-N-Go head with foam ring. (Sold in multiples of 5)		

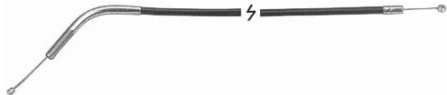
ECHO continued

Part#	O.E.M	Application
385-658	215405 696216-52730	
Head Spring Fits Echomatic heads models: GT1100, GT2000, GT2103, GT2400. (Sold in multiples of 5)		
385-112	215703 / 215602	
Replacement Trimmer Head Eyelet Fits Trimmer heads found on Echo units and many others. Heavy duty square line eyelets made of bronze, reduce wear and extend the life of the trimmer line. Also helps reduce line weld. Size: 13/64" ID X 5/8" OD X 5/16" HT. (Sold in multiples of 10)		
610-607	131300-56430 / 131300-40630 131205-07320 / 131205-14930 131205-19830 / 356000030 A356000030	
Vent Assembly Fits models: GT1100, 2000, 2100, 2102, 2103, 2400, SRM-1500, 1501, 2100, 2300, 2301, 2400, 2500, 2501, 2510, 3000, 3800, SRS-2100, PE-2400, PB-1000/1010, 2400, ES-2000, SRH2100.		
385-015	Echo Shindaiwa# 78890-18001	
Trimmer Head Speed Feed 3-3/4" (LH Spool). Easy line loading takes 30 seconds or less. No dis-assembly required. Simply slide line through head until half of amount to be added is on each side of the head, grasp the easy grip collar and wind line in. Recommended for small trimmers and some curved shaft trimmers. Ideal for consumer use, spool holds 10 FT of .095" line. Uses .080", .095" or .105" diameter line. Smooth and durable large bottom cover taps on ground to advance line and allows head to glide while trimming. Includes female adapters that fit the following sizes: 8mm X 1.25, 10mm X 1.0, 10mm X 1.25, also includes male adapters that fit the following sizes: 7mm X 1.0, 8mm X 1.25, 10mm X 1.25 male adapters.		
385-017	Echo Shindaiwa# 78890-21001	
Trimmer Head Speed Feed 4-1/2" (LH Spool). Easy line loading takes 30 seconds or less. No dis-assembly required. Simply slide line through head until half of amount to be added is on each side of the head, grasp the easy grip collar and wind line in. Recommended for medium to heavy duty straight shaft trimmer applications. Spool holds 20 FT of .095" line. Uses .080", .095" or .105" diameter line. Found on Shindaiwa models: 22T, TR195's, LT18, T18, LT20, C20, T20, C230, M230, M231, T230, T231, T232, C25, C2510, M2500, M2510, T25, T250, T2500, T2510, T2510X, C260, T260, T261, C27, C270, T27, T270, T272X, T3410, T3410X, BP35, C35, C350, T350, B45, B450, RC45. Includes female adapters to fit the following sizes: 10mm X 1.25 LHF, 10mm X 1.00 LHF, 8mm X 1.25 LHF, also includes male adapters that fit the following sizes: 7mm X 1.00 LHM, 8mm X 1.25 LHM.		


ECHO continued

Part#	O.E.M	Application
385-354 NEW	X472000031 Shindaiwa# 28820-07390	
<p>Cover for Speed Feed 450 (4-1/2") LH. Replacement cover for our 385-017 trimmer head.</p>		
385-350 NEW	X472000012 Shindaiwa# 78890-11340	
<p>Cover for Speed Feed 375 (3-3/4") LH or RH. Replacement cover for our 85-015 trimmer head.</p>		
385-357 NEW	V494000280 Shindaiwa# 28820-07380	
<p>Spring Cap for Speed Feed 375 & 450 (both 3-3/4 and 4-1/2") LH & RH. Replacement spring cap for our 3 85-015 and 385-017 trimmer heads.</p>		
385-356 NEW	V450000871 Shindaiwa# 17500-23600	
<p>Spring for Speed Feed 375 & 450 (both 3-3/4 and 4-1/2") LH & RH. Replacement spring for our 385-015 and 385-017 trimmer heads.</p>		
385-359 NEW		
<p>Arbor Bushing For Speed Feed 375 & 450. (3/8"-24 Right Hand Thread).</p>		
385-360 NEW		
<p>Arbor Stud For Speed Feed 375 & 450. (M8 X 1.25 Right Hand Thread - Male).</p>		
385-340 NEW	X473000011 Shindaiwa# 78890-11330	
<p>Spool for Speed Feed 375 (3-3/4") LH (Left Hand). Replacement spool for our 385-015 trimmer head. Note: For RH (Right Hand) see our 385-342 spool.</p>		
385-344 NEW	X473000031 Shindaiwa# 28820-07370	
<p>Spool for Speed Feed 450 (4-1/2") LH (Left Hand). Replacement spool for our 385-017 trimmer head.</p>		

ECHO continued


Part#	O.E.M	Application
385-342 NEW		
<p>Spool for Speed Feed 375 (3-3/4") RH (Right Hand). Replacement spool for our 385-015 trimmer head. Note: For LH (Left Hand) see our 385-340 spool.</p>		
385-358 NEW	Shindaiwa# 28820-07340 X4750-000050	
<p>Eyelet for Speed Feed 375 & 450. (Fits our 385-015 and 385-017).</p>		
150-585 NEW	A051001520	
<p>Starter Rewind Assembly Found on Echo, Red Max and Shindaiwa equipment. Fits Echo models: EB630, EB630 (EPA), EB630 RT and EB 630 RT (EPA). (4) 1/4" diameter mounting bolts on 2-21/32" centers.</p>		
560-215	177215-44430	
<p>Starter Pulley For models SRM2400 and SRM2410. Size: 2-1/8" OD</p>		
560-214	177215-43130	
<p>Starter Pulley Pulley - For Echo trimmer models: SRM3605 & SRM4605. Size: 2-1/2" OD</p>		
560-217	177202-44330 177202-44331 A052000160	
<p>Starter Pawl Assembly Fits Echo model SRM2305 trimmer, Power Sprayer model: SHR4100, Blower model: PB24LN.</p>		
560-291	177218-40630 177218-41030	
<p>Starter Pawl & Spring Fits many types of Echo hand held equipment.</p>		
260-916	178010-52130	
<p>Throttle Lever Replacement Throttle Lever for Echo trimmers</p>		
260-12506	V430000140	
<p>Throttle Cable Fits Echo models: PR260 and SRM260. Conduit Length: 15-5/16"; Cable Length: 17-5/8"</p>		


ECHO continued

Part#	O.E.M	Application
260-12508	V430000730	
<p>Throttle Cable Fits Echo trimmer model: SRM230. Conduit Length: 17-1/8"; Cable Length: 19-5/16"</p>		

GREEN MACHINE

(For air filter - see our "AIR FILTERS" section)

646-126	190025 190111 Hoffco# 211325S Red Max# 1100-51113 Red Max# 1130-00602	
<p>Clutch Fits models 1900, 2400M, 2500, 2800, 2810, 3000M, 3000SS, 3010M, 4000M, also fits Hoffco 95 - JP300F, 96 - JP220F & 95/96 - SE301F. Size: 2" OD with (2) 5/16" ID mounting holes.</p>		


390-211	167901	
<p>Head Spring Fits old style Tap-N-Go head with foam ring. (Sold in multiples of 5)</p>		


For "Starter Springs" - see our STARTER PARTS section

HOMELITE


(For air filter - see our "AIR FILTERS" section)


385-518	DA 98866 DA 98866 A John Deere# UP06763	
<p>Bump Head Knob - Black Fits models ST155, ST165, ST175, ST285, SX135, GST-18, HLT-15, HGT, ST185BC, ST275, GST & C1200. Size: 5/16"-18 Right Hand Thread</p>		


385-521	A97910A DA97910A John Deere# UP06764	
<p>Bump Head Knob - Red Fits models ST285BC, ST385, ST385C, ST385BC, ST485, HBC-30, HLT28, ST-275, S1400 and DC1600. Size: 5/16"-18 Left Hand Thread. NOTE: Will replace J-Deere Green Knob.</p>		


646-142	Kawasaki# 130802194	
<p>Clutch Fits Homelite (with Kawasaki engine) Trimmer / Brushcutter model HK-33, also fits Kawasaki models TD-40, TD-43 and TD-48. Size: 3" OD with (2) .390" ID mounting holes, overall height: 9/16".</p>		


HOMELITE continued


Part#	O.E.M	Application
390-110	98816 / 986117001 / PS01502	
<p>Drive Cable Fits models ST145, ST155, ST175. Measures: 49" overall length</p>		


390-302	98818	
<p>Drive Cable Fits model ST185. Measures: 55-1/8" overall length</p>		


610-345	69451	
<p>Duck Bill Valve Fits Trimmers and Chain Saws. Measures: .100" ID X .201" OD X .25" L</p>		


613-601	49422 / 96639 / UP0387 Zama# ZF-1 McCulloch# 216985	
<p>Fuel Filter Fits all Mini Chain Saws and Trimmers. For use with 3/32" or 1/8" fuel line. Measures: 1-1/4" long X 1/2" diameter</p>		

115-645	70310-98	
<p>Fuel Line Used on Homelite and McCulloch. Trimmers and Chain Saws. (grey colour) Measures: 3/32" ID X 13/64" OD X 50 feet</p>		









125-508	DA-06486 John Deere# UP00106 UP00106380 Snapper# 3-5512 / 7035512	
<p>Gas Cap Fits models Z625CDV, Z625CD, Z725CDV, Z825SD, Z725CB, Z830SD, D630CD, D730CDV, D830SD, D830CB, D830SB, Z725SE, Z7825CE. Measures: 1-19/32" threaded ID X 2" OD</p>		

125-652	A-00982A/B BA 00099 DA 00099 A	
<p>Gas Cap Fits ST series trimmers with straight shaft. Size: 1-1/2" ID</p>		

615-020		
<p>Primer Bulb Fits most Homelite trimmers, equipped with Walbro "WT SERIES" carburetors. Measures: .600" OD X .550" HT</p>		

615-028	UP-04802	
<p>Primer Bulb Fits GST18, GST BC, ST145, ST155, ST175, ST185, ST275, ST285, ST385, ST485 & SX135 trimmers, equipped with Zama carburetors. Fits BP250, HB180, HBC18, HBC30, HBC32 blowers. Measures: 7/8" flange OD X 5/8" HT</p>		





HOMELITE continued

Part#	O.E.M	Application
610-422	DP181767	
<p>Fuel Line / Filter / Grommet Fits Homelite / Ryobi / Kawasaki trimmers. Size: 8" X 1/8" ID fuel line, 6" X 1/8" ID primer line.</p>		
120-121	93426	
<p>Hose Clamps Fits 7/32" OD fuel line. Black in colour (Priced Individually) (Sold in multiples of 10)</p>		
600-874	UP-03903 94711A 94711B 94711BS 94711CS	
<p>Electronic Ignition Module Fits models ST100, ST145, ST155, ST165, ST200, ST285BC, ST485, also found on Backpack Blowers, Chain Saws, Waterbugs.</p>		
560-300	97768-A 97768-B PS03117 UP-05460	
<p>Starter Pulley Fits models ST80, ST100 & ST200. Also fit Chain Saw models XL, Super 2, 240, 245 Measures: 2-9/16" Diameter. (Made of nylon)</p>		
560-298	98770 98770A	
<p>Starter Pulley Fits models ST145, ST155 & ST175. Measures: 2-27/32" Diameter, 5/8" center hole. (Use with our 625-122 starter spring)</p>		
260-905	Universal	
<p>Throttle Trigger Universal brush cutter trigger control. Universal control body. Short brush cutter (Short)</p>		
260-906	Universal	
<p>Throttle Trigger Universal brush cutter trigger control. Universal control body. Long brush cutter (Long)</p>		
260-686	08832-01 UP04117 A03006	
<p>Throttle Control For ST155, ST185 & Bandit trimmers. Overall length: 19", Conduit length: 11"</p>		

HOMELITE continued





Part#	O.E.M	Application
260-687	08832-02 UP04557	
<p>Throttle Control For Easy Reach, Easy Trim and Phantom trimmers. Overall length: 17", Conduit length: 12-5/8"</p>		
260-257	09285 UP03020	
<p>Throttle Control For Expandit and Versi Tool trimmers. Overall length: 19", Conduit length: 15" with a squared end cap. (Similar to our 260-686 / 687 but conduit has a square end at barrel end)</p>		
385-166	UP06567	
<p>Outer Spool Fits our 385-053 trimmer head. OD: 3-3/4", ID: 3-1/8", HT: 1-7/8" For a complete Homelite trimmer head see our part# 385-053 on page 50-04</p>		
385-165	DA-98912 Ryobi# 153577R	
<p>Spool and Line - 2 line Fits our 385-053 trimmer head and our 385-166 outer spool. NOTE: Similar to our 385-167 spool but has a 1-1/4" flat cut off on the bottom radius OD.</p>		
<p>For "Starter Springs" - see our STARTER PARTS section</p>		
<p>For HOFFCO - see section 43</p>		
<p>HUSQVARNA & JONSEREDS (For air filter - see our "AIR FILTERS" section)</p>		
613-603	503 44 32-01	
<p>Fuel Filter - In-tank Fits many Husqvarna / Jonsereds trimmers and brushcutters and chain saw models.</p>		
610-141	501 28 59-01	
<p>Molded Fuel Line For Chain Saw & Trimmer applications. Measures: 5-1/16" overall length.</p>		
125-164	503 91 18-02	
<p>Gas Cap Fits brushcutter models 232R, 235, 322 & 325. Colour: Green</p>		









HUSQVARNA & JONSEREDS KAWASAKI & KAAZ

Part#	O.E.M	Application
135-213	501 485 402	
Spark Plug Boot 45 degree angle. Fits brushcutter models 232R, 235, 322 and 325.		
560-168	503 775 301	
Starter Pulley For brushcutter models 232R, 235R and 322.		
390-039	531 03 10-67	
Trimmer Blade - Nylon Found on many Husqvarna / Jonsereds brushcutter / trimmer models. (Sold in multiples of 12)		
Measures: .475" hole size X 4-1/16" L.		
390-170	Will replace 531 03 10-67	
Trimmer Blade - Nylon with steel insert Same as above with a steel insert. (Sold in multiples of 3)		
Measures: .475" hole size X 4-1/16" L.		
For "Starter Springs" - see our STARTER PARTS section		

For JOHN DEERE - see our HOMELITE & ECHO headings

KAWASAKI & KAAZ

646-142	13018-2078 13081-2194 Homelite# 98063-29	
Clutch Fits Homelite Trimmer / Brushcutter model HK-33, also fits Kawasaki models TD-40, TD-43 and TD-48. Size: 3" OD with (2) .390" ID mounting holes, overall height: 9/16".		
610-400	92059-2113 310370-6816A	
Fuel Pick-up and Pipe Fits models KT12, KT18, DT18, TD24, TD33, TF22.		
610-402	49043-2063 49043-20701	
Primer Assembly Fits models KT12, KT18 and KD40. (Primer Elbow # 49049-2057).		
610-119	49019-2065	
Fuel Line Assembly Fits models TD18, TD22, TD24, TD33, TD40 and TD48.		

Part#	O.E.M	Application
610-492	49049-2057	
Elbow and Primer Fits models KT12, KT18, TD24 and TD33 trimmers.		
610-532	49043-2065	
Primer Bulb Fits models TD18, TD24 and TG33.		
125-544	51049-2058 310401-6641A	
Gas Cap Fits Brushcutter models TD051. Measures: 1.47" ID X 1.9" OD X .94" HT Black plastic cap vented through thread.		
125-546	51049-2057 51649-2057 51049-2091	
Gas Cap Fits Brushcutter / Trimmer model TA024. Also found on some KaaZ Trimmers and Husqvarna Blower model 140. Measures: 1-7/16" ID X 1-7/8" OD		
610-418	14069-2056 49116-2064 Tanaka# 695-000510	
Breather for our 125-546 Used on trimmers and brushcutters, model TA024, used on some KAAZ trimmers		
125-510	K2912	
Gas Cap Found on Japanese built Trimmer and Brushcutters. Measures: 1-3/8" Diameter		
560-273	311-34418 31190-134418 31190-1344B 59101-2057	
Starter Pulley Fits Kawasaki model TD83 Shindaiwa models F20, TD20, LT20, HT21, C20 Measures: 2-1/16" OD X 7/8" HT		
560-283	59101-2067 310401-3441A Green Machine# 309849 Shindaiwa# 20000-75120 Stihl# 4112-195-040	
Starter Pulley Fits TD-40 model trimmer. Also fits Echo models SRM1501 & SRM2501, Green Machine models 3000SS, Shindaiwa models T25, C25, C35, GP25. Stihl models FS60, 61, 6J, 66, FS80-90. Measures: 3" OD X .570" ID		

MARUYAMA

Part#	O.E.M	Application
(For air filter - see our "AIR FILTERS" section)		
125-127	263800	
Gas Cap Fits MC2300, MC2600 and MC3210.		
140-913	261628	
Starter Handle Fits MC2300, MC2600 and MC3210.		

LAWN BOY - For "Air Filters" see our AIR FILTER section 01



For LAWN BOY - see our RYAN / RYOBI / LAWN BOY heading

McCULLOCH

(For air filter - see our "AIR FILTERS" section)

610-405	213948 (Fuel Line) 215495 (Grommet) Toro# 41-1880	
Fuel Line & Grommet Fits McCulloch, Echo, Toro and Weedeater Trimmers. Grommet fits 3/8" hole. Size: 1/16" ID X 5/32" OD X 7-1/2" long		
610-192	217387 Echo# 132007-04920 Echo# 132007-07530	
Fuel Line & Grommet Fits most Trimmer equipped with Kioritz and McCulloch engines. Grommet fits 3/8" hole. Size: 1/16" ID X 3/16" OD X 12-1/4" long		
613-601	216985 Homelite# 49422 Zama# ZF-1	
Fuel Filter Fits all Mini Chain Saws and Trimmers. For use with 3/32" or 1/8" fuel line. Measures: 1-1/4" long X 1/2" diameter.		
260-905	Universal Shindaiwa# 72910-14320	
Throttle Trigger Universal Brushcutter Trigger control. Universal control body. Short Brushcutter. (Short)		
260-906	Universal	
Throttle Trigger Universal Brushcutter Trigger control. Universal control body. Long Brushcutter. (Long)		

McCULLOCH continued

Part#	O.E.M	Application
260-496	300149 300149-01	
Throttle Cable Fits models MAC 2815 and MAC 2816 (Homeowners) and some Silver Eagle, Eager Beaver and Road Runner series trimmers. Braided Inner Wire Total Length: 16" with Z-bend on each end, 7" conduit length.		
260-497	300372-01	
Throttle Cable Fits model Mac 3227. (For trimmers with clutch) Braided Inner Wire Total Length: 16", Conduit Length: 7-1/4"		

For "Starter Springs" - see our STARTER PARTS section

mitsubishi

125-126	KF05011DA	
Gas Cap Fits models TL33, TL43 and TL53.		
560-105	KS02037AA002	
Starter Pulley Fits models TL33, TL43 and TL53		

For MTD - see our RYAN / RYOBI / LAWN BOY heading



For POULAN - see our WEEDEATER / POULAN heading

RED MAX

(For air filter - see our "AIR FILTERS" section)






646-126	1100-51113 1130-00602 Green Machine# 190025 Green Machine# 190111 Hoffco# 211325S	
Clutch Fits models BT2000, BC2001DL and BC2300DL. Size: 2" OD with (2) 5/16" ID mounting holes.		
150-585	5028-43101 T403-075100	
Starter Rewind Assembly Found on Echo, Red Max & Shindaiwa equipment. (4) 1/4" diameter mounting bolts on 2-21/32" centers.		

ROBIN







Part#	O.E.M	Application
610-410	EC02-8405 (Tube) EC02-6225 (Weight)	
Fuel Pick-up & Primer Assembly Fits Robin / Tass and others. Replaces Robin# 1657.		
125-140	EC02-0669 8050 / 1651 OZ-0669	
Gas Cap Fits Robin, Tass and others. Measures: 1-1/2" diameter.		

RYAN / RYOBI /
LAWN BOY / MTD

(For air filter - see our "AIR FILTERS" section)

125-142	Ryobi# 180000 Ryobi# 180000R	
Gas Cap Fits Ryobi models 135PR, 200, 264, 274, 280R, 284, 300BV, 310BVR, 364, 400, 410R, 500, 520, 530, 540, 580, 700R and 790R trimmers. Measures: 1-9/16" threaded ID		
646-183	Ryan# 181598 Ryobi# 181598 Stihl# 4130-160-2000	
Clutch Assembly Fits Ryobi trimmers with clutch, also fits Kaaz model T-170 and Stihl model FS36 trimmers. Measures: 2-27/64" OD, Thread size: 3/8"-24 RH		
646-184	Ryobi# Homelite# DP153592	
Clutch Drum Fits Ryobi trimmers equipped with clutch.		
390-110	Ryan / Ryobi# 682064	
Drive Cable Fits all Ryobi and IDC trimmers equipped with flexible drive shafts. Cable OD: 1/4" X 49" overall length. Ends are squared 1-1/4" from each end.		
690-450	Ryan / Ryobi# 791-180852B Champion# RDZ19A Torch# A4RTF	
Spark Plug Fits on many hand held equipment. Replaces Torch# A4RTF. Thread size: 10mm X 70mm overall length.		


RYAN / RYOBI / LAWN BOY / MTD

Part#	O.E.M	Application
610-417	Ryan# 682039 Ryobi# 682039	
Fuel Line with Filter Assembly Fits Ryobi, Ryan, IDC and Lawn Boy trimmers. Fits 1/8" ID fuel line.		
610-406	Ryan# 181168 / 181558 / 181801 Ryobi# 181168 / 181558 Ryobi# 181801 / 683974 Walbro# 188-512	
Hose Primer Assembly Fits Ryobi and many other makes for trimmers. Found on models equipped with the following Walbro carburetors WT23A, WYJ33, WYJ34, WYJ45 and WYJ86 etc.		
385-078	Ryobi# 153577	
Trimmer Head For dual line models. Fits models 130R, 135R, 700R, 710R, 720R, 740R, 750R, 760R, 765R, 766R, 768R, 770R, 920R, 960R, 970R, CS720R and SS720R. Also fits Singer models GT2815, GTS2816 and GTE2818. Also Sears Weedwacker models 71-51315, 71-51716, 71-51315, 71-51715, 71-51425. Also see our 385-599 trimmer head, page 50-07		
385-043	Ryan / Ryobi #'s 153600 / 610318 Lawn-boy #'s 153600 / 610318	
Inner Spool For single & dual line Trimmer heads. (Use with our 385-051 outer spool and 385-078 trimmer head).		
385-051	Ryan / Ryobi #'s 153619 / 153647 Lawn-boy #'s 153619 / 682068	
Outer Spool For dual line models. Fits 710R, 720R, 740R, 750R, 760R, 765R, 766R, 768R, 770R, 920R, 960R, 970R. Also fits Singer models Gt2815, GTS2816 and GTE2818. Also Sears Weedwacker models 71-51315, 71-51716, 71-51315, 71-51715, 71-51425. (Use with our 385-043 inner spool and 385-078 trimmer head)		
385-182	Ryan# 181468 Ryobi# 181468	
Bump Knob and Spring Assembly For Ryobi trimmers.		


For a complete "trimmer head" to fit RYOBI see our 385-599 on page 50-06


RYAN / RYOBI / LAWN BOY / MTD SEARS

Part#	O.E.M	Application
385-906	Ryan / Ryobi #'s 153066 / 153066R Lawn Boy# 682069 Lawn Boy# 153066 MTD# 791-153066 / B Homelite# 98866-A Snapper# 4-2076	
Bump Head Knob Fits IDC, Ryobi and Ryan Trimmers. Models 130R, 135R electric, 700R, 710R, 720R, 740R, 750R, 760R, 765R, 766R, 770R, 920R, 970R, CS720R and SS720R. Fits Homelite models ST145, 155, 175, 185, 285 with bump feed heads. Size: 1-3/4" OD X 5/16"-18 thread.		

385-812	Ryan# 147496 Ryobi# 180814 Ryobi# 147496	
Bump Head Knob Fits Ryobi / Ryan / IDC / Singer. IDC models 195, 395, 580, 580-1 and 780, Ryobi series 780R, 790R, 865R, 885R, 990R and Singer GBC2818. Size: 2" OD X 15/16" HT, 3/8"-16 LH external thread size.		

390-294	Ryan# 610317 Ryobi# 610317 Lawn Boy# 610317 Snapper# 4-2074 Snapper# 7042074	
Head Spring Fits bump feed heads. (Sold in multiples of 5)		

150-118	Ryan# 683856 Lawn Boy# 683856 K&S# 706-16835	
Starter Pulley Fits Ryobi models 265-1, 365-SSR, 284-3, 264-3. Fits Lawn Boy models 1150, 1400CL and 1480. (6 tooth sprocket) Size: 5/8" ID X 2-13/16" OD X 7/8" HT		

150-120	Ryobi# 682030 Ryan# 682030 Lawn Boy# 682030 Green Machine# 167304 Snapper# 4-2005 Snapper# 7042005	
Starter Pulley Fits Lawn Boy models 3100, 3130, 3160, 1300, SSI, SSII, 1400, 1460 and 1100. Snapper models 310 and 311. Size: 5/8" ID X 2-13/16" OD top sheave X 2-9/16" OD bottom sheave, 6 tooth sprocket.		


For "Starter Springs" - see our STARTER PARTS section


SACHS DOLMAR / MAKITA

For "Starter Springs" - see our STARTER PARTS section


Part#	O.E.M	Application
385-090	Sears & Toro	
Trimmer Head - RH Thread Complete Head. Fits many string trimmers using .080" line with RH thread C/W housing, spool and line, spool retainer, spring and star washer. Fits Sears Weedwacker models: 71-51316, 71-51716, 71-51315, 71-51715 and 71-51425. Also fits Toro 31cc (15" and 18"), 28cc (16") models		


SHINDAIWA
(For air filter - see our "AIR FILTERS" section)

646-250	20021-51102 20021-51101 20021-61101 20011-31200	
Clutch Drum For C35 straight shaft trimmer.		

646-099	20024-51101 70102-51100	
Clutch Shoe Assembly For C35 and B45 model trimmers. (While Quantities Last)		

646-127	20035-5100 20035-51101 20035-5110 70140-51102 70140-51100 A056000260	
Clutch Fits Brushcutter models F18, T18, T20, LT20, C20 and TC230, TC1230. Diameter: 2-1/16" Includes: (2) bolts, (2) washers and spring.		


646-128	20018-51100 70140-51102 20000-51103 20000-51104 20018-51101 70140-51101 A056000560	
Clutch Fits Brushcutter models TC25 and TC250. Diameter: 2-1/16" Includes: (2) bolts, (2) washers and spring.		

610-415	20000-85303 P021017770	
Fuel Tube Assembly Fits models T25, C25 and C35 Trimmers. Overall Length: 5-5/8"		

SHINDAIWA continued

Part#	O.E.M	Application
610-420	20011-85400 20011-85401 20011-85451 20011-85459 Green Machine# 309906	
Fuel Filter Assembly Fits models T20, T25, C25, C35, B45, LT20, HT20 and C20 Trimmers. Overall Length: 4-3/8"		
260-905	72910-14320	
Throttle Trigger Universal brush cutter trigger control. Universal control body. Short brush cutter (Short)		
125-148	20040-85202	
Gas Cap Fits models HT20 and EB45. Measures: 1-1/2" ID, Vented cap		
125-150	20000-85200	
Gas Cap Fits models T20, T24, T25, C20, C24, C25, C35, B45, LT20 and F21. Measures: 1-1/2" ID X 1-7/8" OD, Not vented Reads: "GAS / OIL - 25 : 1" on top of cap.		
150-585	68206-75010 A051001520	
NEW Starter Rewind Assembly Found on Echo, Red Max & Shindaiwa equipment. (4) 1/4" diameter mounting bolts on 2-21/32" centers.		
560-273	A506000330 70030-75120 Echo# 177215-42030 Husky# 99-323-210 Kawasaki# 311-34418	
Starter Pulleys Fits models F20, TD20, LT20, HT21 and C20. Measures: 2-1/16" OD X 7/8" HT		
560-283	20000-75120 Green Machine# 309849 Kawasaki# 59101-2067 310401-3441A	
Starter Pulley Fits models T25, C25, C35 & GP25. Measures: 3" OD X .570" ID. Fits Green Machine model 3000SS. Stihl models FS60, 61, 6J, 66, FS80-90.		
260-12507	62074-83110	
Throttle Cable Fits Shindaiwa model: T272. Conduit Length: 13-3/4"; Cable Length: 16-7/16"		

SHINDAIWA continued




Part#	O.E.M	Application
260-12509	70105-83100	
Throttle Cable Fits Shindaiwa models: C270 and T270. Conduit Length: 39-11/32"; Cable Length: 42-9/32"		
For "Starter Springs" - see our STARTER PARTS section		

STIHL

(For air filter - see our "AIR FILTERS" section)

125-102	4126-350-0501C 4133-350-0501	
Gas Cap Fits models: FS56, FS66, FS72, FS74, FS76, FS81, FS86, FS88 & FC72. Measures: 1-1/2" ID X 1.83" OD		
125-109	4112-350-0500 4114-350-0502 4114-350-0504	
Gas Cap Fits model FS80 gas Trimmers. Measures: 1.559" (39 mm) ID X 1.7" OD		
120-295	4112-350-3500	
Fuel Line Assembly Fits model FS80 Trimmer. Overall Length: 4-11/16"		
610-192	4126-356-7700	
Fuel Line Assembly Fits most trimmers equipped with Kioritz and McCulloch engines. Measures: 12-1/4" L X 1/16" ID X 3/16" OD, grommet fits 3/8" hole		
610-124	4128-358-0800	
Molded Fuel Line Fits models: FS350 & FS400. Overall Length: 8-7/16"		
120-297	0000-930-2803 0000-989-0516 0000-937-5004	
NEW Fuel Line & Grommet Fits models: FS350, FS400, FS450 and FS480 etc. Overall Length: 6-1/2" (165mm). Rubber Grommet slides over fuel line and will fit a .365" ID (9mm) hole approximately.		










STIHL continued

Part#	O.E.M	Application
385-658	0000-997-3801	 Head Spring Fits Stihl Trimmer heads. Measures: 1-3/16" OD X 1" HT (Sold in multiples of 5)
385-203	0000-997-2800 Shindaiwa# 99909-1520	 Head Spring Fits Stihl & Shindaiwa trimmer heads. Measures: 1-1/2" OD X 1-1/4" HT (Sold in multiples of 5)
385-138	0000-997-2300	 Head Spring Fits trimmer heads found on Echo, Shindaiwa and Stihl. Found on Compact Twist Feed and Heavy Duty Twist Feed. Size: 7/8" OD X 1" L approximately. Measures: 7/8" OD X 1" HT (Sold in multiples of 5)
385-112	4112-713-8300 4110-713-8300 Echo# 215703 / 215602 Shindaiwa# 72005-92630	 Eyelet Trimmer Head. Fits heavy duty twist feed Trimmer heads. (Made of bronze) Requires (2) per head. Size: 13/64" ID X 5/8" OD X 5/16" HT (Sold in multiples of 5)
390-000	4003-710-2193 Shindaiwa# 99906-1566	 Flail Trimmer Head / Rototrim Disk Fits straight shaft trimmers. Easy to install by using brush blade hardware. 12" cutting diameter. Complete with (2) extra sets of nylon blades and (4) reducer bushings. (Uses our 390-039 or 390-170 nylon blades and 390-500 shoulder bolts)
390-039	4111-007-1001 Husky# 531 03 10-67 Husky# 531 01 77-15	 Nylon Blades (Sold in multiples of 12) Fits Stihl, Hoffco, Husqvarna, Slasher and our Rototrim heads. Measures: 4-1/16" long, .475" centre hole
390-170	4111-007-1001 Husky# 531 01 77-15 Husky# 531 01 77-12	 Metal Edge Nylon Blades (Sold in multiples of 3) Fits Stihl, Hoffco, Husqvarna, Slasher and our Rototrim heads. Measures: 4-1/16" long, 31/64" centre hole X Thickness: .150"





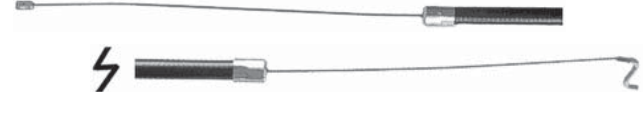

STIHL continued

Part#	O.E.M	Application
390-500	4111-710-8700	 Shoulder Bolt Assembly Fits Stihl and our Rototrim Trimmer heads. Shoulder OD: .473", Length: 3/8", Overall Length: 1"
390-183	4126-642-7600	 Blade / Head Nut For Stihl applications. Used for mounting brushcutter blades or flail trimmer heads. Size: 10mm X 1.0mm LEFT HAND thread. (Sold in multiples of 5)
390-184	4126-642-7600 NEW	 Blade / Head Nut With built-in nylon lock washer. For Stihl applications. Fits trimmers / brushcutters for mounting blades or heads. Fits Stihl models: FS85, FS86, FS106, FS108 etc. Size: 10mm X 1.0mm left hand thread.
572-590	4119-030-2003	 Piston Assembly (38mm) Fits Stihl Trimmer models: FS220 and FS220R. Includes: Piston, Piston pin, Retainer clips and ring.
135-214	4128-405-1000 4180-405-1000	 Spark Plug Boot Fits Trimmer models: FS110 and FS250. Fits backpack blower models: BR500, BR550, BR600 (Fits 5mm spark plug wire).
600-358	0000-400-1300	 Electronic Ignition Fits trimmer and chain saws. For trimmer models: FS360 and FS420; as well as chain saw models: 024, 026, 028, 029, 034, 036, 038, 039, 044, 046, 048, 064, MS240, MS260, MS290, MS310, MS360, MS380, MS381, MS390, MS440, MS460 & MS640; Solid State Ignition Module
600-169	1123-400-1301 NEW 0000-400-1306	 Electronic Coil Fits Trimmer / Brushcutter models: FR220, FS160, FS180, FS220, FS280 and FS290.



STIHL continued

Part#	O.E.M	Application
646-183	4130-160-2000 4140-160-2000 Ryobi# 181598	
<p>Clutch Assembly Fits Stihl FS36 trimmer; also fits Kaaz T-170 and Ryobi 31cc model. Measures: 2-27/64" OD, Thread size: 3/8"-24 RH (For clutch drum see our "Ryan / Ryobi / Lawn Boy / MTD" heading)</p>		
621-200	Fits Stihl	
<p>Clutch Spring Fits Stihl trimmer model: FS86 Measures: 1-1/8" overall length; Diameter: 15/32" (Sold individually)</p>		
621-201	Fits Stihl	
<p>Clutch Spring Fits Stihl trimmer models: FS160, FS220 and FS280. Measures: 1-7/16" overall length; Diameter: 1/2" (Priced individually) (Sold only in multiples of 2)</p>		
615-514 NEW	0000-350-6202 1130-350-6200	
<p>Primer Bulb Assembly Found on Stihl Blower model: BR500 and many other makes / models. Mounting hole: .576" (Uses our 615-028 replacement primer bulb). Note: This primer assembly has a coil spring inside the primer bulb.</p>		
560-781	4130-195-0400	
<p>Starter Pulley Fits Stihl FS36 trimmer. Size: 11/16" ID X 2-7/16" OD top sheave X 2-1/2" OD bottom sheave, 6 tooth sprocket.</p>		
560-782	4119-195-0400	
<p>Starter Pulley Fits Stihl FS160, FS220, FS280, 500 and 550. Size: 10mm ID X 67mm (2-5/8") OD</p>		
560-283	4112-195-0400	
<p>Starter Pulley Fits Stihl models FS60, 61, 6J, 66, FS80-90. Measures: 3" OD X .570" ID</p>		
560-780	4130-195-7200	
<p>Starter Pawl Fits Stihl FS36 trimmer.</p>		
560-784	4116-195-7200 0000-195-7200	
<p>Starter Pawl (metal pin) Fits Stihl concrete saw model: TS400; as well as trimmer models: FR220, FS106, FS160, FS180, FS220, FS280, 550, 400, 450, and back pack blower models: BR320, BR320L, BR340, BR340L, BR380, BR400, BR420, BR500, BR550, BR600.</p>		

STIHL continued

Part#	O.E.M	Application
260-12502	4282-180-1100	
<p>Throttle Cable Fits Stihl models: BR500, 550 and 600. Conduit Length: 46"; Cable Length: 51"</p>		
260-12500	4128-180-1104	
<p>Throttle Cable Fits Stihl brushcutter models: FS120, 120R, 200, 200R, 250, 250R. Conduit Length: 33-1/16"; Cable Length: 38-5/16"</p>		
260-12499	4180-180-1101	
<p>Throttle Cable Fits Stihl line trimmers. Conduit Length: 33-1/4"; Cable Length: 41-13/16"</p>		
260-12503	4137-180-1109	
<p>Throttle Cable Fits Stihl line trimmer models: FS75 thru FS85 (newer models). Conduit Length: 34-3/4"; Cable Length: 42-1/2"</p>		
260-12501	4119-180-1101	
<p>Throttle Cable Fits Stihl trimmer model: FS220. Overall Length: 43-3/4" approximately</p>		
260-12504	4137-180-1100	
<p>Throttle Cable Fits Stihl line trimmers. (older models). Conduit Length: 33-1/2"; Cable Length: 44-11/16"</p>		


STIHL continued

Part#	O.E.M	Application
150-583 NEW	4203-190-0405	
Starter Rewind Assembly Fits Stihl models: BR320, BR340, BR380, BR400 and BR420 blowers.		
150-584 NEW	4180-190-4000	
Starter Rewind Assembly Fits Stihl models: KM90, KM100, KM110, KM130, FS90, FS100, FS110, FS130, FC90, FC100, FC110 & FC130.		
150-582 NEW	4282-190-0300 4282-190-0300A	
Starter Rewind Assembly Fits Stihl models: BR500, BR550 & BR600.		
150-581 NEW	4137-190-4000	
Starter Rewind Assembly Fits Stihl trimmer models: FS80 and FS85.		
For "Starter Springs" - see our STARTER PARTS section		

TANAKA



125-550	595-0165-C-91 595-0165-C-92	
Gas Cap Fits Trimmer models: TBC265 and TBC500; also for Hedge Trimmer models THT200, THT2120, THT210, THT212, THT230, THT232 and THT240, also fits on some Kawasaki trimmer models. Size: 1-1/4" ID		
140-915	785-51020-7900 785-10207-201	
Starter Handle For trimmer models: TBC 232, TBC 5000 & edger model: TLE 500		
260-914	870-33341-900	
Throttle Trigger Fits 7/8" OD handles, metal mounting bracket, also fits most Red Max, Green Machine & Shindaiwa trimmers.		

TANAKA continued

Part#	O.E.M	Application
150-578	Fits Tanaka	
Starter Rewind Assembly Found on Tanaka handheld equipment. Fits model: 328.		
For "Starter Springs" - see our STARTER PARTS section		





TORO

(For air filter - see our "AIR FILTERS" section)


615-230	Toro #'s 54-5000 / 54-5010 54-5020 / 54-5090	
G & D Carburetor Kit Fits Nikki carburetors on 1000, 3000, TC3500, 4000 and 5000 series trimmers. This kit is also used on Maruyama, Mitsubishi, Snapper & TAS equipment.		
610-405	41-1880	
Fuel Line and Grommet Fits Toro, Echo, McCulloch and Weedeater trimmers. Grommet fits 3/8" hole. Size: 1/16" ID X 5/32" OD X 7-1/2" Long.		

WEEDEATER / POULAN

(For air filter - see our "AIR FILTERS" section)

646-129	Poulan# 93919 Weedeater# 530-069195 530-093919	
Clutch Assembly Fits many Weedeater Trimmers. Also found on small cc Poulan Chain Saws. Size: 2-3/8" OD		
390-252	Weedeater# 93575 / 530-093575	
Drive Cable Fits models XR30 & 1500 Trimmers. Length: 35-3/16" (1/2" hex fitting one end, .200" square other end.)		
390-260	Weedeater# 93935 / 530-093935	
Drive Cable Fits models XR20, XR50 & 1400 Trimmers. Length: 35". (.200" square both ends)		
390-284	Weedeater# 94676 / 530-094676	
Drive Cable Fits models GTI-15 & GTI-16 Trimmers. Length: 37-3/8". (squared on both ends)		

WEEDEATER / POULAN

Part#	O.E.M	Application
390-276	Weedeater #'s 92261 / 530-092261 John Deere# PT2437	
<p>Drive Cable Fits model XR75 Trimmer. Length: 41". (.200" squared on both ends) (While Quantities Last)</p>		
390-328	93831 / 530-093831	
<p>Drive Cable Fits model 1700 Trimmer. Length: 41-1/8". (.200" squared on one end X 1/4" squared male metal cap on the other)</p>		
390-229	Weedeater# 92067 Weedeater / Poulan#'s 530-092067 530-340007 John Deere# PT3913 Hoffco# 212209S Echo# 207374	
<p>Head Spring Fits Tap-N-Go 1 Trimmer heads. Measures: 1-1/8" OD X 1" HT (Sold in multiples of 5)</p>		
600-920	530039218	
<p>NEW Electronic module This ignition module fits on Craftsman, Poulan, and WeedEater pole pruners and string trimmers. For Trimmer models: 31WG, BC3150, SM132, SM132LE, Poulan Pro models: PP035, PP036, PP135, PP136, PP335, PP336, Blower models: PPB100, PPB200, PPB300 and Pole Pruners models: 445, 446, and 446T.</p>		
125-245	952-701583 / 952-701567 530-014347 530-010729 701583 / 10729 John Deere# PT4080	
<p>Gas Cap For Poulan / Weedeater chain saw models: 180, 190, 1800, 185, 2000, 2300AV, 2300CVA, 2350CVA and 5500. Gas Cap - Fits Poulan / Weedeater trimmer models: 1400, 1500, 1600, 1700, 1720, 1730, 1740, 1900, XR4000, XR5000 and XR6010. Measures: 1-1/2" diameter</p>		
615-788	Poulan# 530-038874	
<p>Primer Bulb w/plate Fits models 111, 114, 115, 165, 175, 176, 185, 185R, 195, 196, BC2400, BC24W, BC308, BC3100, GT115 thru 19, 52, LT17, HP22, 28, XT125, 20, 30, 40, 45, 50, 85, 7000 and 7500 series gas Trimmers. Mounting plate measures: 1-5/16" L X 1" W, Mounting holes on 27mm centers. (2) line primer with different sized lines.</p>		

WEEDEATER / POULAN

Part#	O.E.M	Application
615-513	530-071835 Walbro# 188-513 / 188-513-1	
<p>Primer Bulb Assembly Fits WT-119C and WT265 Walbro carburetors. Found on many Poulan / Weedeater trimmer applications as well as many others. Mounting plate measures: 1-5/16" L X 13/16" W, Mounting holes on 27mm centers. (2) line primer with the same sized lines.</p>		
150-348	530-069291	
<p>Starter Pulley Kit Fits models 175, 185, 185R, 195, BC30B, GT115, 15T, 16, 16D, 16 Super, 17, 17C, 17LE, 17T, 17XP, 18, 18K, 18KT, 18T, HP series 22, 22T, 28, 28P, 30T and 30SB. Size: 2-3/4" OD, 6 tooth, includes retainer screw (While Quantities Last)</p>		
150-372	530-069400	
<p>Starter Pulley Kit Fits models 110, 113, 115, 165, 25H0SST, BC2400, BC24N, FL21, Featherlite, LT17, LT1700, LT7500, PE3500, PL200, PL500, PLT245 and Prolite gas trimmers. Size: 2-3/4" OD, 4 tooth, includes retainer screw</p>		
150-284	530-026048	
<p>Starter Pulley Fits 1500, 1700 and XR series Trimmers. Measures: 2-5/8" diameter</p>		
145-524	530-024451 530-023783 530-026791 530-069232	
<p>Starter Rope Assembly Fits XR series Trimmers. Measures: 24-1/2" long with molded plastic end</p>		
145-928	530-026112	
<p>Starter Rope Assembly Fits XR series Trimmers. Measures: 35" long without molded plastic end.</p>		
385-327	Weedeater / Poulan #'s 248285B 248287B 530-084743 952-711527	
<p>Spool with Line Fits Weedeater / Poulan Trimmers. Model XT25; also fits Featherlite, Featherlite Plus, Featherlite models: SST, XT25 and Handystik models: EL8, EL9 and EL10. Size: .861" ID X 2.404" OD spool. Knob OD: 1.830" X 1.790" HT. Includes .065" trimmer line.</p>		

For "Starter Springs" - see our STARTER PARTS section